

TABLE OF CONTENTS

SECTION I 35' CUTTER PUSHER

A through C

APPLIANCES

Air conditioner	I-1
Furnace	I-1
Microwave	I-1
Range	I-2
Refrigerator	I-2
Water heater	I-3

BODY

CS wall, slide out	I-5
RS wall, slide out	I-7
Slide out extrusions	I-8
Slide out gaskets	I-9
RS wall, non slide	I-11
CS wall, non slide	I-13
Front end	I-15
Aft end	I-17
Roof	I-18

CHASSIS

Hitch	I-19
Leveling jacks	I-19
Step	I-19
Tire valve/extendors/mud flaps	I-19
Exhaust extension	I-19
Automotive air conditioner	I-20

TABLE OF CONTENTS

SECTION II 35' CUTTER PUSHER

D through E

DASH

[Dash parts](#) II-2

[DECALS](#) (reference)..... II-3

DOORS/WINDOWS/AWNINGS

[RS, slide out](#)..... II-6

[CS, slide out](#)..... II-8

[RS, non-slide](#)..... II-10

[CS, non slide](#)..... II-12

[Awning chart](#)..... II-13

[DRAPES/BLINDS/VALANCES](#) II-14

ELECTRICAL

[110 volt](#)..... II-15

[12 volt, chassis](#)..... II-17

[Dash switches/lens](#)..... II-19

[12-volt interior switches](#)..... II-20

[12-volt interior lights](#)..... II-21

[12-volt exterior lights](#)..... II-22

[12-volt misc.](#)..... II-23

[Windshield wiper assy.](#)..... II-26

ENTERTAINMENT

[Televisions](#) II-27

[Antenna](#)..... II-27

[Radios](#)..... II-27

[Rear view monitor](#)..... II-28

TABLE OF CONTENTS

SECTION III

35' CUTTER PUSHER

F through H

FASTENERS (common fasteners available locally are not listed)

Rivets	III-1
Screws	III-3

FLOOR COVERING

Carpet	III-4
Tile	III-4
Mats	III-4

FURNITURE

Interior doors	III-5
Mirrors	III-6
Drawer face	III-7
Drawer box	III-7
Bedroom furniture	III-8
Bath, non slide	III-9
Bath, slide out	III-10
Galley, slide out	III-11
Galley, non slide	III-13
Lounge, slide out	III-15
Lounge, non slide	III-16
Cab	III-17

HARDWARE

Windows	III-18
Main door/screen door	III-19
Exterior access doors	III-20
Hood	III-21
Slide out room	III-22
Awning hardware	III-24
Interior hardware	III-25

TABLE OF CONTENTS

SECTION IV 35' CUTTER PUSHER

L through Z

LABELS and TAGS	IV-1
OPTIONS	IV-3
PLUMBING	
LPG	IV-4
Utility compartment	IV-5
Fresh water	IV-6
Faucets	IV-9
Drain water	IV-13
Toilet	IV-17
SAFETY EQUIPMENT	IV-18
SEALS/SEALER/PAINT	
Gaskets	IV-19
Sealer	IV-21
Adhesive	IV-22
Paint	IV-22
UPHOLSTERY/FOAM/MATTRESS	IV-23
VENTS/FANS	IV-25
WOOD/INTERIOR TRIM	IV-26

TABLE OF CONTENTS

SECTION I 35' CUTTER PUSHER

A through C

APPLIANCES

Air conditioner	I-1
Furnace	I-1
Microwave.....	I-1
Range	I-2
Refrigerator.....	I-2
Water heater	I-3

BODY

CS wall, slide out	I-5
RS wall, slide out	I-7
Slide out extrusions.....	I-8
Slide out gaskets	I-9
RS wall, non slide.....	I-11
CS wall, non slide.....	I-13
Front end.....	I-15
Aft end	I-17
Roof	I-18

CHASSIS

Hitch.....	I-19
Power jacks.....	I-19
Step	I-19
Exhaust extension.....	I-19
Automotive air conditioner.....	I-20

1999 CUTTER 35FT. PUSHER

APPLIANCES

DUO THERM AIR CONDITIONER-BRISKAIR

690323-07	Air conditioner, Briskair 13, 500 BTU
690323-22	Relay kit, analog control
690323-20	Thermostat, analog
690323-103	Shroud, exterior, Briskair
203069	Register, white, 4" x 8"
690323-12	Cover, return grill

FURNACE, HYDROFLAME (800-825-4328) -Dealer only

690274	Furnace, Hyroflame, #8535-IV, 34000BTU
690244-06	Mounting flange
690274-06	Door exterior, Hydroflame
601244-03	Register.rotaire, black
600969-01	Grille, 6x4, col. white
600247	4" duct hose, flexible

MICROWAVE

690345-01	Microwave/convection oven, Sharp
690345-03	Trim ring, microwave mounting

1999 CUTTER 35FT. PUSHER APPLIANCES

RANGE

690396-02 Range top, 3 burners, Maytag
690396-02 Range cover, bi-fold
964383-01 Range covers, Corian, set

DOMETIC REFRIGERATOR, RM3862R (800-366-3842)

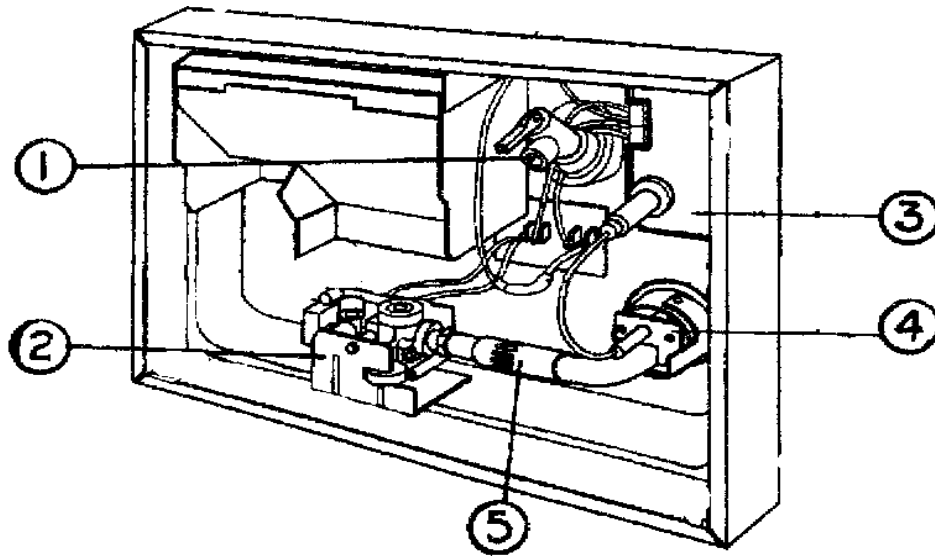
690370-01 Refrigerator, 2-way, RH, RM3862R
801225-01 Door panel, upper, oak, 15.5x20.38"
801225-03 Door panel, lower, oak, 38.38 x 20.38
690370-100 Cooling unit, RM3862
381207-03 Vent, roof, Dometic, polar white

1999 CUTTER 35FT. PUSHER

APPLIANCES

ATWOOD WATER HEATER, GCH6A-9E

- 690406 Water heater, Atwood, DSI/110 volt w/motor aid
- 500933 Switch, water heater, electronic
- 690259 Access cover, white
- 381648 Cover, latch hole, water heater690259-06Mounting flange
- 510514 Switch, 110v, 3 way, priority (water heater/microwave), **CSA**



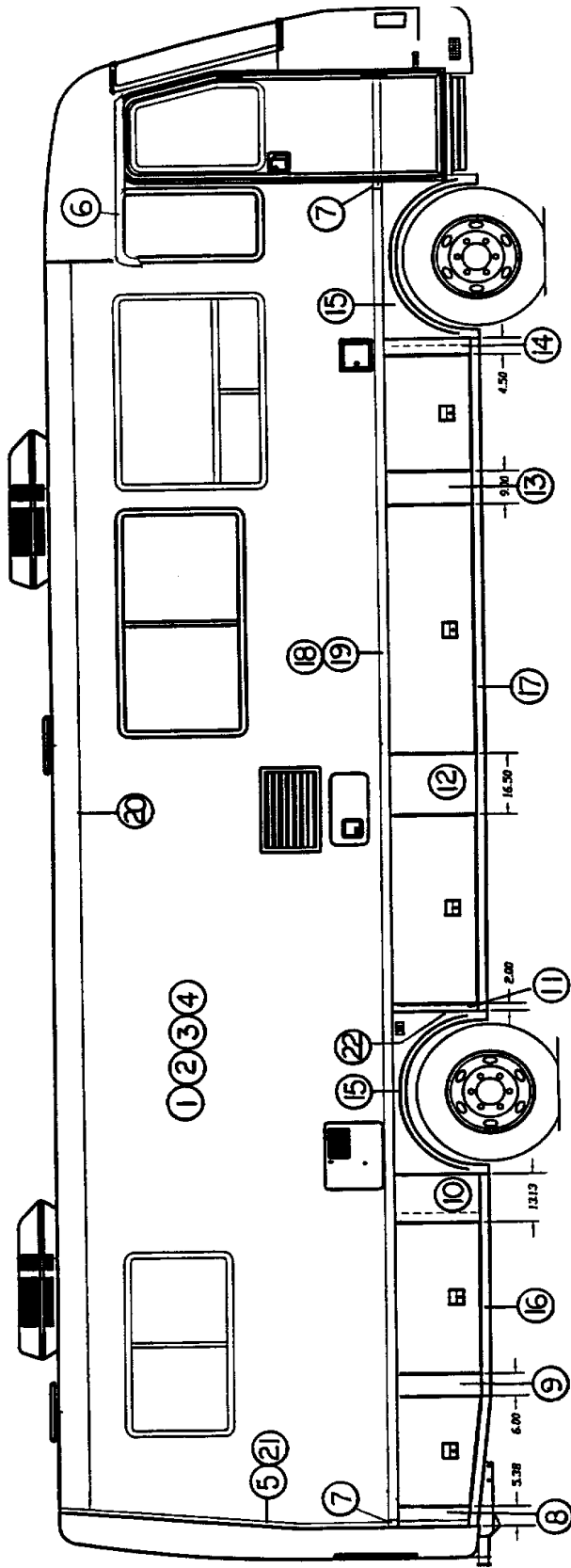
Front of water heater

- 1) 091604 Relief valve, pressure/temperature
- 2) 093870 Solenoid valve
- 3) 093865 Circuit board
- 4) 093868 Spark probe
- 5) 092615 Main burner

Back of water heater

- 091160 heating element, 110volt
- 091873 ECO thermostat
- 091092 On/off switch, 110Volt

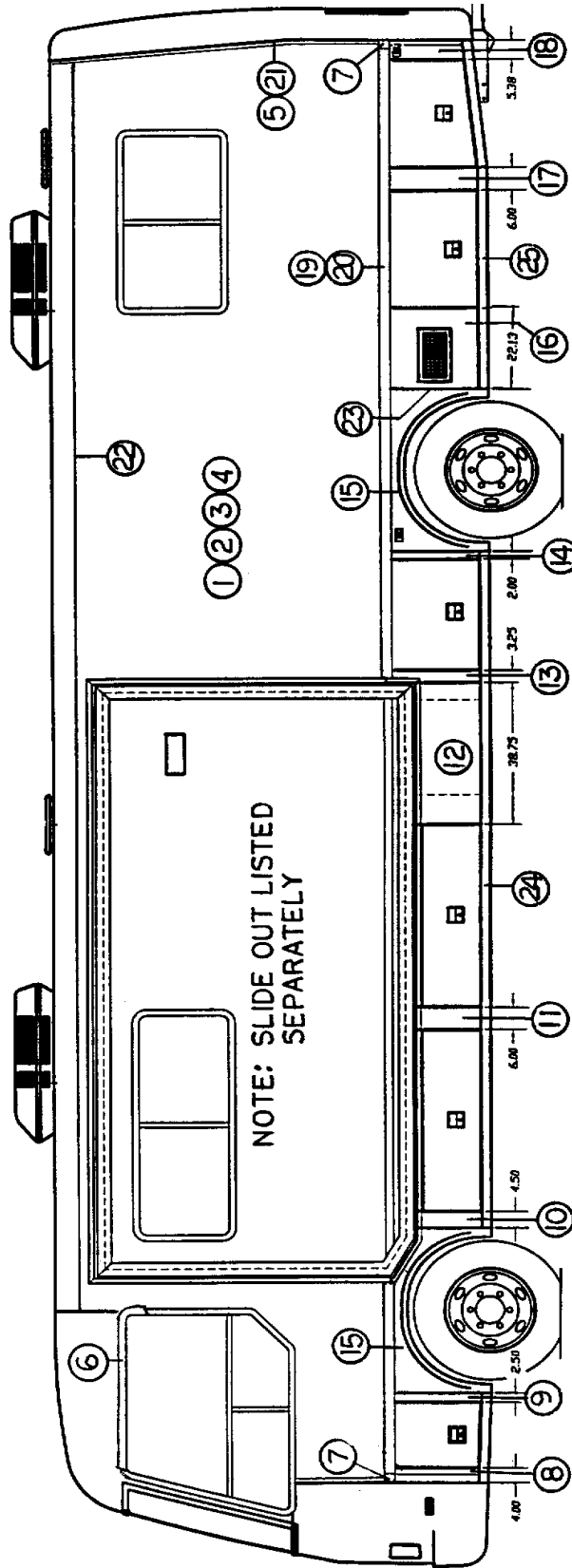
1999 CUTTER 35FT. PUSHER



1999 CUTTER 35FT. PUSHER
CURBSIDE WALL, PUSHER W/SLIDE-OUT

- | | |
|---------------|--|
| 1) 801002-13 | Fiberglass sheet, white 77.5" x 400" |
| 2) 915435 | Weldment, CS wall |
| 3) 203075 | Styrofoam sheet, 1½" thick |
| 4) 801176-04 | Paneling, interior, 1/8" x 4' x 8' G1S, Solitude |
| 5) 114005-02 | Extrusion, trim, cap to sidewall, white |
| 6) 114808-04 | Drip cap, cab window, CS |
| 7) 385983-01 | End cap casting, white |
| 8) 114835-02 | Filler panel, angled, CS rear, 5.38 |
| 9) 114778-02 | Filler panel, 6.00" |
| 10) 114780-03 | Filler panel, behind rear fender skirt, 13.13" |
| 11) 114779-01 | Filler panel, fwd. of rear fender skirt, 2.00" |
| 12) 114778-04 | Filler panel, 16.50" |
| 13) 114778-03 | Filler panel, 9.00" |
| 14) 114780-04 | Filler panel, behind front fender skirt, 4.50" |
| 15) 203124-01 | Fender skirt (front and rear are the same) |
| 16) 114836-02 | Rocker panel, angled, CS rear |
| 17) 114708-01 | Rocker panel, straight |
| 18) 114831 | Extrusion, rub rail carrier |
| 19) 203080-01 | Molding, rub rail, white |
| 20) 114570 | Awning rail |
| 21) 320124-06 | Screw #6x1.0" c.s. head, stainless, white |
| 22) 114070-02 | Extrusion, J-trim, gray |

1999 CUTTER 35FT. PUSHER




1999 CUTTER 35FT. PUSHER
ROADSIDE WALL, PUSHER W/SLIDE-OUT
Note: slide-out on separate page

- | | |
|---------------|--|
| 1) 801002-13 | Fiberglass sheet, white, 77.5" x 400" |
| 2) 203075 | Styrofoam sheet, 1½" thick |
| 3) 915434 | Weldment, RS wall with slide-out |
| 4) 801176-04 | Paneling, interior 1/8" x 4' x 8' G1S, Solitude |
| 5) 114005-02 | Extrusion, trim, end cap to sidewall, white |
| 6) 114808-03 | Drip cap, cab window, RS |
| 7) 385983-01 | End cap casting, rub rail, white |
| 8) 114788-01 | Filler panel, front RS, angle forward |
| 9) 114789-01 | Filler panel, front RS, angle aft |
| 10) 114843-01 | Filler panel, under slide, forward |
| 11) 114842-01 | Filler panel, under slide, between doors |
| 12) 114845-01 | Filler panel, under slide, 38.75" |
| 13) 114844-01 | Filler panel, aft of slide, 3.25" |
| 14) 114780-01 | Filler panel, front of rear fender skirt, 2.00" |
| 15) 203124-01 | Fender skirt (front and rear are the same) |
| 16) 114779-04 | Filler panel, behind rear of fender skirt, 22.1" |
| 17) 114778-02 | Filler panel, 6.00" |
| 18) 114835-01 | Filler panel, RS rear, 5.38" |
| 19) 114831 | Extrusion, rub rail carrier |
| 20) 203080-01 | Molding, rub rail white |
| 21) 320124-06 | Screw #6x1.00" c.s. head, stainless, white |
| 22) 114570 | Awning rail |
| 23) 114070-02 | Extrusion, J-trim, gray |
| 24) 114708-01 | Rocker panel, straight |
| 25) 114836-01 | Rocker panel, angled, RS rear |

1999 CUTTER 35FT. PUSHER

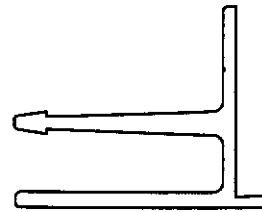
SLIDE OUT EXTRUSION



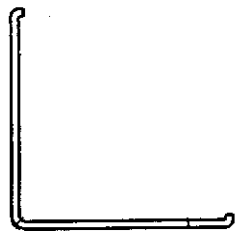
Lower front corner, extended



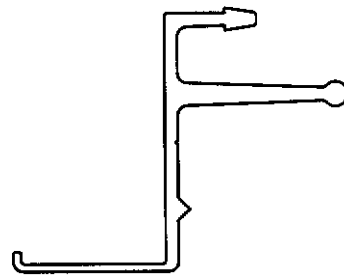
*1) 114771 Extrusion, slide out trim



2) 114770 Extrusion, slide out box (fits behind 1)



3) 114768 Extrusion, slide out corner trim

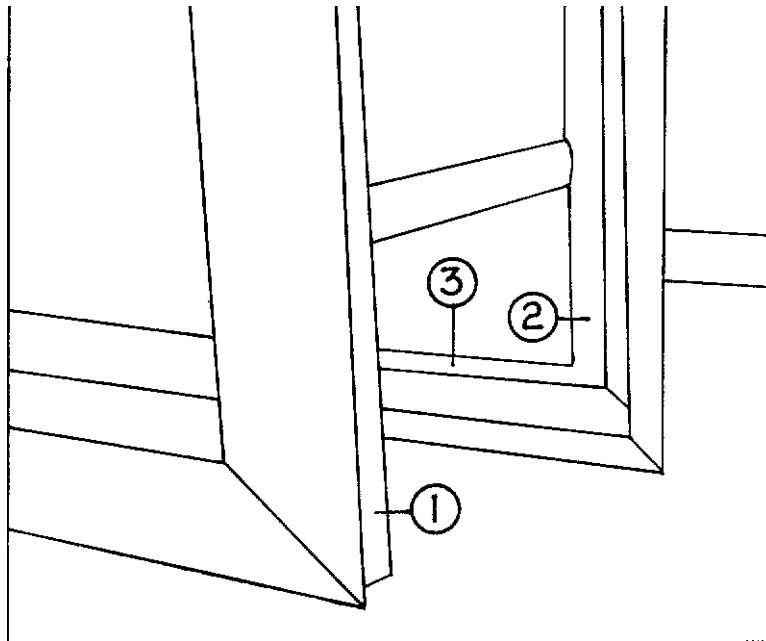


4) 114726 Extrusion, slide out frame

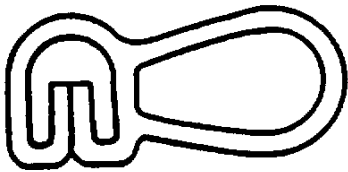
*This trim is slotted to allow adjustment to the sidewall Cutout. Fitting will be required.

1999 CUTTER 35FT. PUSHER

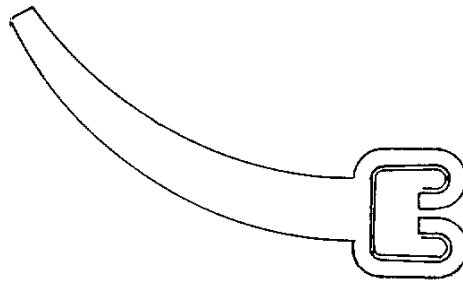
* SLIDE OUT GASKETS




Lower rear corner, extended



1) 381594 Rubber extrusion
bulb type, black



2) 381587 rubber extrusion,
wiper



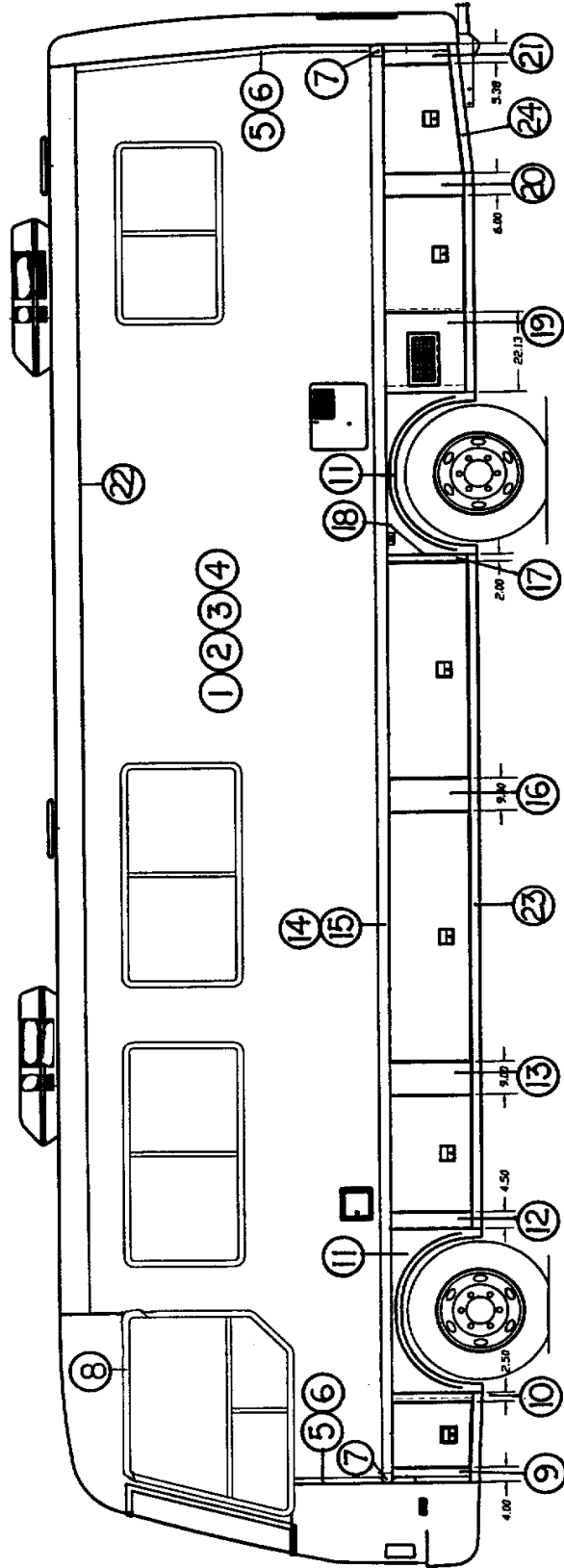
3) 381589 Rubber extrusion
floor wiper



381588
Rubber extrusion, bulb
w/tape-used on inside
wall

*Note: Mounting brackets can be found in hardware.

1999 CUTTER 35FT. PUSHER



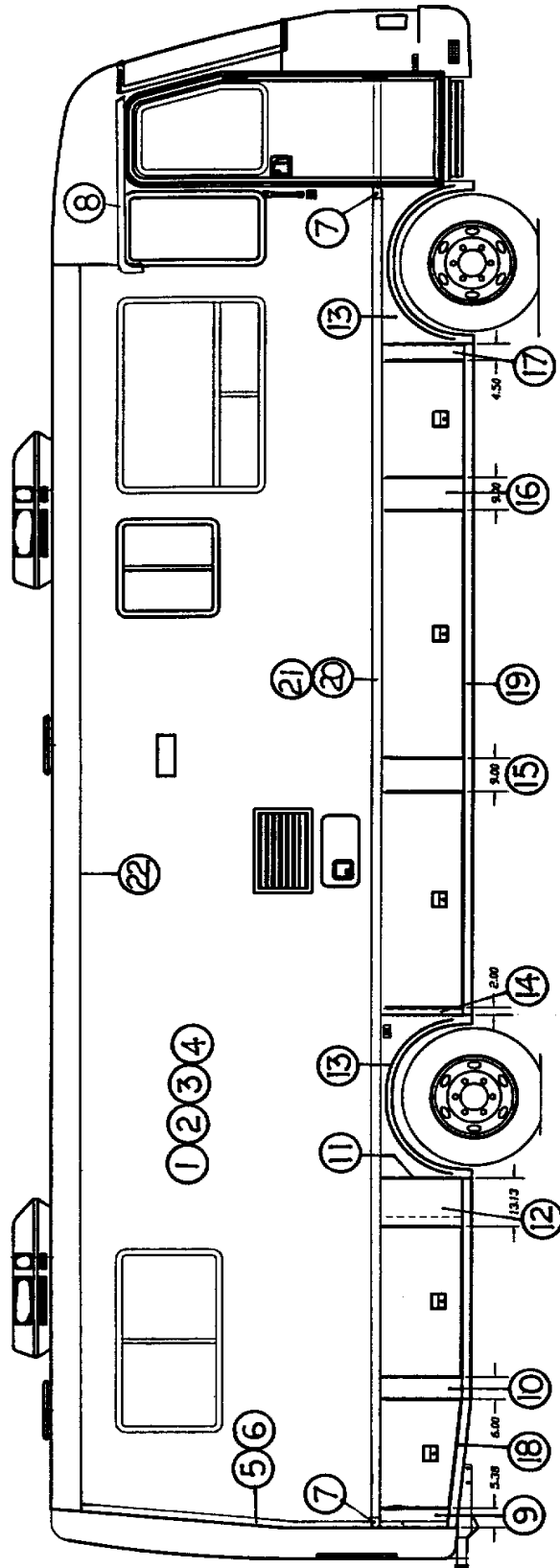
1999 CUTTER 35FT. PUSHER

ROADSIDE WALL

(non-slide)

- | | |
|---------------|---|
| 1) 801002-13 | Fiberglass sheet, white, 77.5" x 400" |
| 2) 915417 | Weldment, RS wall, 35 Pusher |
| 3) 203075 | Styrofoam sheet, 1½" thick |
| 4) 801176-03 | Paneling, interior, 1/8" x 4' x 7', G1S, Solitude |
| 5) 114005-02 | Extrusion, trim molding, end cap to sidewall |
| 6) 320124-06 | Screw, #6x1.00"cs head, stainless, white |
| 7) 385983-01 | End cap casting, rub rail, white |
| 8) 114808-03 | Drip cap, cab window, RS |
| 9) 114788-01 | Filler panel, angle fwd, front RS 4.00" |
| 10) 114789-01 | Filler panel, angle aft, RS, 2.50" |
| 11) 203124-01 | Fender skirt (front and rear are the same) |
| 12) 114779-02 | Filler panel, 4.50" |
| 13) 114778-03 | Filler panel, 9.00" |
| 14) 114831 | Extrusion, rub rail carrier |
| 15) 203080-01 | Molding, rub rail, white |
| 16) 114778-03 | Filler panel, 9.0" |
| 17) 114780-01 | Filler panel, 2.00" |
| 18) 114070-02 | Extrusion, J-trim, gray |
| 19) 114779-04 | Filler panel, 22.13" |
| 20) 114778-02 | Filler panel, 6.0" |
| 21) 114835-01 | Filler panel, angled, RS rear, 5.38" |
| 22) 114570 | Awning rail |
| 23) 114708 | Extrusion, rocker panel |
| 24) 114836-01 | Rocker panel Weldment, RS rear |

1999 CUTTER 35FT. PUSHER




1999 CUTTER 35FT. PUSHER

CURBSIDE WALL

(non-slide)

- | | |
|---------------|--|
| 1) 801002-13 | Fiberglass sheet, white, 77.5" x 400" |
| 2) 915418 | Weldment, CS wall, 35' Cutter Pusher |
| 3) 203075 | Styrofoam sheet, 1½" thick |
| 4) 801176-03 | Paneling, interior, 1/8 x 4' x 7', G1S, Solitude |
| 5) 114005-02 | Extrusion, trim, end cap to sidewall, white |
| 6) 320124-06 | Screw, #6 x 1.00"cs head, stainless, white |
| 7) 385983-01 | End cap, rub rail, casting, white |
| 8) 114808-04 | Drip cap, cab window, CS |
| 9) 114835-02 | Filler panel, CS rear, 5.38" |
| 10) 114778-02 | Filler panel, 6.00" |
| 11) 114070-02 | Extrusion, J-trim, gray |
| 12) 114780-03 | Filler panel, 13.13" |
| 13) 203124-01 | Fender skirt (Front and rear are the same) |
| 14) 114779-01 | Filler panel, 2.0" |
| 15) 114778-03 | Filler panel, 9.00" |
| 16) 114778-03 | Filler panel, 9.00" |
| 17) 114780-04 | Filler panel, 4.5" |
| 18) 114836-02 | Rocker panel Weldment, CS rear |
| 19) 114708-01 | Rocker panel extrusion |
| 20) 114831 | Extrusion, rub rail carrier |
| 21) 203080-01 | Molding, rub rail, white |
| 22) 114570 | Awning rail |

1999 CUTTER 35FT. PUSHER



1999 CUTTER 35FT. PUSHER

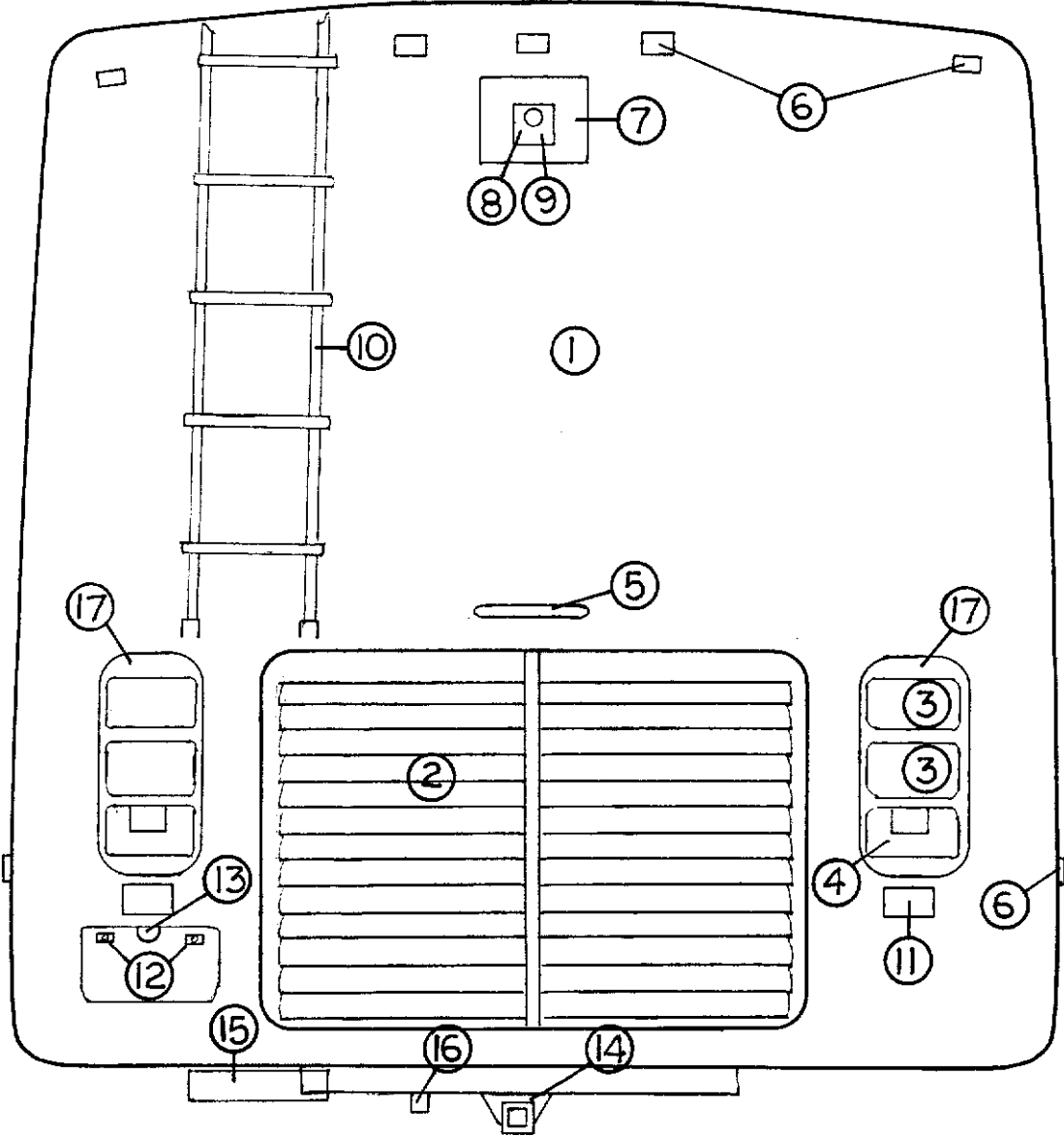
FRONT END

- | | |
|---------------|--|
| 1) 203013-02 | Front cap, Cutter |
| 2) 510984-02 | Light clearance, amber |
| 3) 510804 | Horn, air, chrome, #981-D |
| 4) 371339 | Windshield, CS |
| 5) 371338 | Windshield, RS |
| 6) 381524 | Gasket, windshields(surrounds both sides) |
| 7) 201260 | Insert rubber, windshield gaskets |
| 8) 511305-05 | Mirror, Velvac#2025 w/remote, heated, pr. |
| 9) 203102-02 | Nose w/bumper, 2-tone, Cutter Pusher |
| 10) 203094 | Hood, fiberglass, white |
| 11) 511246-02 | Head light, dual, RH |
| 12) 386009 | Trim headlight, stainless steel |
| 13) 386008 | Trim, center nose, stainless steel |
| 14) 511246-01 | Head light, dual, LH |
| 15) 511250-02 | Light, turn & clearance, amber |
| 16) 511251-01 | Lamp, front turn and parking, w/clear lens |
| 17) 511251-02 | Socket, front turn and parking light |
| 18) 511269 | Aux. headlight kit |

Not shown:

- | | |
|-----------|-------------------------------|
| 114725-01 | Cover, A pillar, exterior, RS |
| 114830-01 | Cover, A pillar, exterior, CS |

1999 CUTTER 35FT. PUSHER



1999 CUTTER 35FT. PUSHER

AFT END

- | | |
|---------------|---------------------------------------|
| 1) 203136-01 | Rear cap, two tone, Cutter Pusher |
| 2) 922459-01 | Door, rear engine access, louvered |
| 3) 511239 | Light, stop, tail and turn |
| 4) 511240 | Light, stop, tail, turn and back up |
| 5) 511154-02 | Light strip, 3rd brake light 1" x 10" |
| 6) 510984-01 | Light, clearance, red |
| 7) 203032 | Cover, outer, rear monitor |
| 8) 510918-01 | Monitor, rear, Sony Watchman |
| 9) 511044-03 | Actuator, two position, rear camera |
| 10) 381625 | Ladder, rear, Cutter Pusher |
| 11) 511101-01 | Light, docking, halogen, chrome bezel |
| 12) 381077 | Well nut, license plate attachment |
| 13) 511361 | Light, license plate, Cutter |
| 14) 410800 | Reese Hitch, for Cutter Pusher |
| 15) 452454 | Bracket, angle, rear ladder support |
| 16) 510863-01 | Plug, trailer |
| 17) 386010 | Trim, taillight, stainless steel |

1999 CUTTER 35FT. PUSHER ROOF

203024	Fiberglass sheet, roof exterior, 106"wide
114568	Extrusion, roof corner cap
114570	Extrusion, awning rail
702482	Ceiling liner, Spectra Opal
800507-01	Paneling, luan, ceiling liner backing
201728-01	Extrusion, ceiling trim retainer
201728-04	Extrusion, ceiling trim
203609	Registers, ceiling vents

1999 CUTTER 35FT. PUSHER CHASSIS

410800	Reese hitch, Cutter Pusher
410796-08	Jack kit complete, Freightliner
453547	Bracket, L.P. tank
961001	Step assy., roof ladder
511022	Step, double, Kwikkee#4013
511078	Switch, rocker, 4-gang, by door
500982	Switch, magnetic, round, 3/8, in doorjamb
511022-100	Motor, double step
511022-101	Control box, main, Kwikkee
203133	Step trim, plastic
*511484	Step, electric, double, Kwikkee #904006
511486	Switch, magnetic, round, black , in doorjamb
511022-100	Motor, double step
511022-102	Control box, main, black , Kwikkee #909566
451811	Extender, tire valve
400571	Mud flaps, Freightliner
410829	Exhaust extension 5" x 18", chrome
410773	Hose, fuel fill, 2" I.D.

*The new steps started in production approximately March 1, 1999. They are easiest to distinguish by the color of the magnetic door switch. Black indicates it's a new step.

1999 CUTTER 35FT. PUSHER CHASSIS

Acme
(800-552-2263)

690382-01	Heater , air conditioner evaporator
690356	Kit heater/ac accessory, Freightliner
690355	Condenser tri-pack
511112	Pump, vacuum#4570568
600214-03	Heater hose 5/8
601556	Hose AC #65/16
601557	Hose AC #813/32
601558	Hose AC#125/8
690382-07	Plenum kit, short, w/Acme rotary control
452944-01	Bracket condenser mtg. LH
452944-02	Bracket condenser mtg. RH
453515	Angle, condenser mtg.
690356-100	Dryer, Acme air conditioner, Freightliner
690356-101	Resistor, blower speed control
511452	Fuse holder, ATC, weather proof, blower motor

1999 CUTTER 35FT. PUSHER

SECTION II LY GAS

D through E

DASH

Dash parts	II-2
DECALS (reference).....	II-3

DOORS/WINDOWS/AWNINGS

RS, slide out.....	II-6
CS, slide out.....	II-8
RS, non-slide.....	II-10
CS, non slide.....	II-12
Awning chart	II-13
DRAPES/BLINDS/VALANCES	II-14

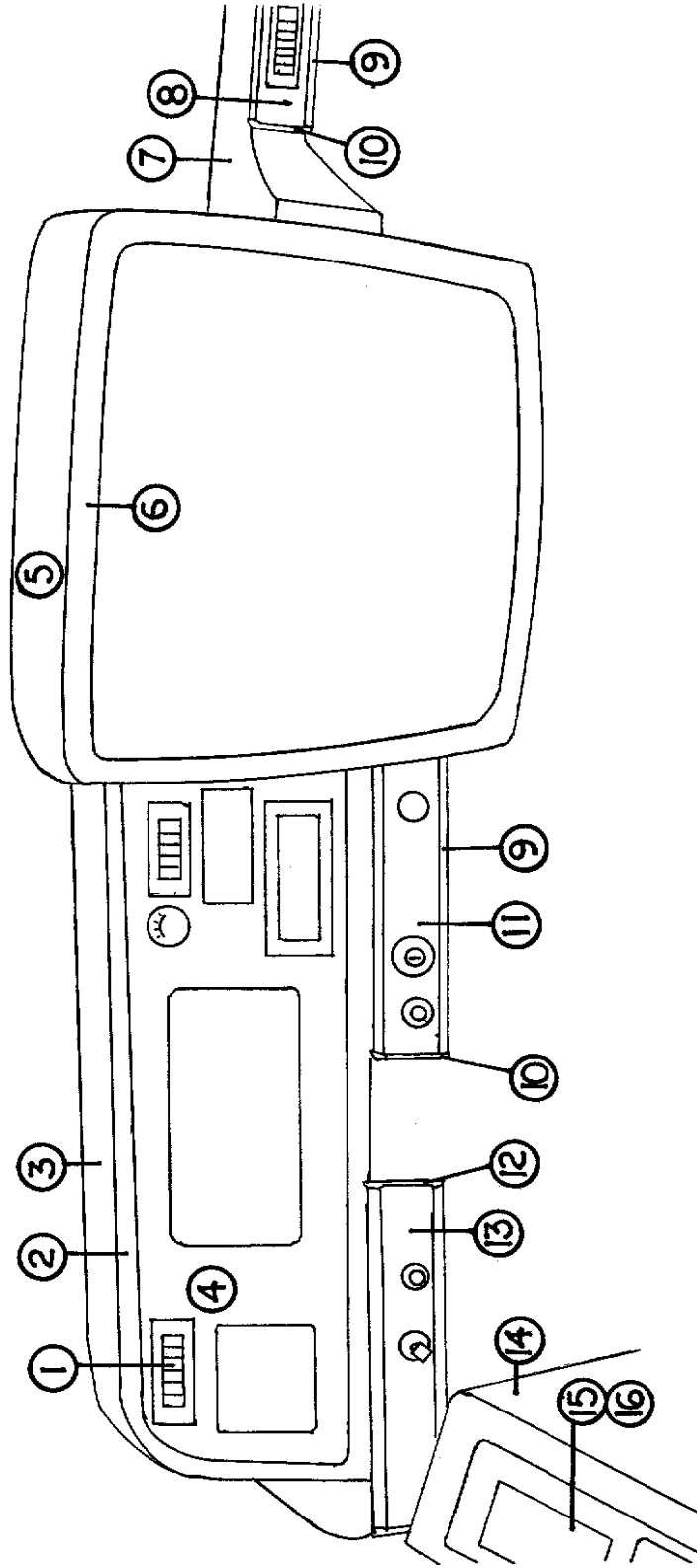
ELECTRICAL

110 volt.....	II-15
12 volt, chassis.....	II-17
Dash switches/lens.....	II-19
12-volt interior switches.....	II-20
12-volt interior lights	II-21
12-volt exterior lights	II-22
12-volt misc.	II-23
Windshield wiper assy.....	II-26

ENTERTAINMENT

Televisions	II-27
Radios	II-27
Rear view monitor.....	II-28

1999 CUTTER 35FT. PUSHER



1999 CUTTER 35FT. PUSHER

DASH

- | | |
|-----------------|--|
| 1) 690325-03 | Dash louver, A/C-heater, Acme |
| 2) 203117 | Trim ring, dash instrument panel |
| 3) 203092 | Instrument pod |
| 3a) 702750 | Vinyl cover, instrument pod |
| 4) 203120-01 | Instrument panel, w/trans. temp. cut-out |
| * 4a) 203120-02 | Instrument panel w/cut outs |
| 5) 203093 | TV housing |
| 5a) 702751 | Vinyl cover, TV housing |
| 6) 203166 | Trim ring, dash TV |
| 7) 203126 | Dash panel, main |
| 7a) 702811 | Vinyl cover, main dash |
| 8) 203137 | Panel, dash insert, CS, wood grain |
| 9) 114737 | Extrusion, dash face (holds wood grain insert) |
| 10) 114753-01 | Casting, end cap, dash extrusion, LH |
| 11) 203109-08 | Panel, dash insert, right of steering column |
| 12) 114753-02 | Casting, end cap, dash extrusion, RH |
| 13) 203109-07 | Panel, dash insert, left of steering column |
| 14) 963985-01 | Armrest assy. roadside, Pusher |
| 15) 203111-06 | Armrest panel, wood grain, w/LP generator |
| 16) 203111-05 | Armrest panel, wood grain, w/diesel gen. |

Not shown:

- | | |
|-----------|--|
| 690315-05 | Defroster duct, black, windshield |
| 500972-03 | Defroster duct, gray, small, side window |
| 385920-23 | Decal, dash, "Cutter", gold |

*Starts on serial number 710591

1999 CUTTER 35FT. PUSHER

DECALS

For reference only

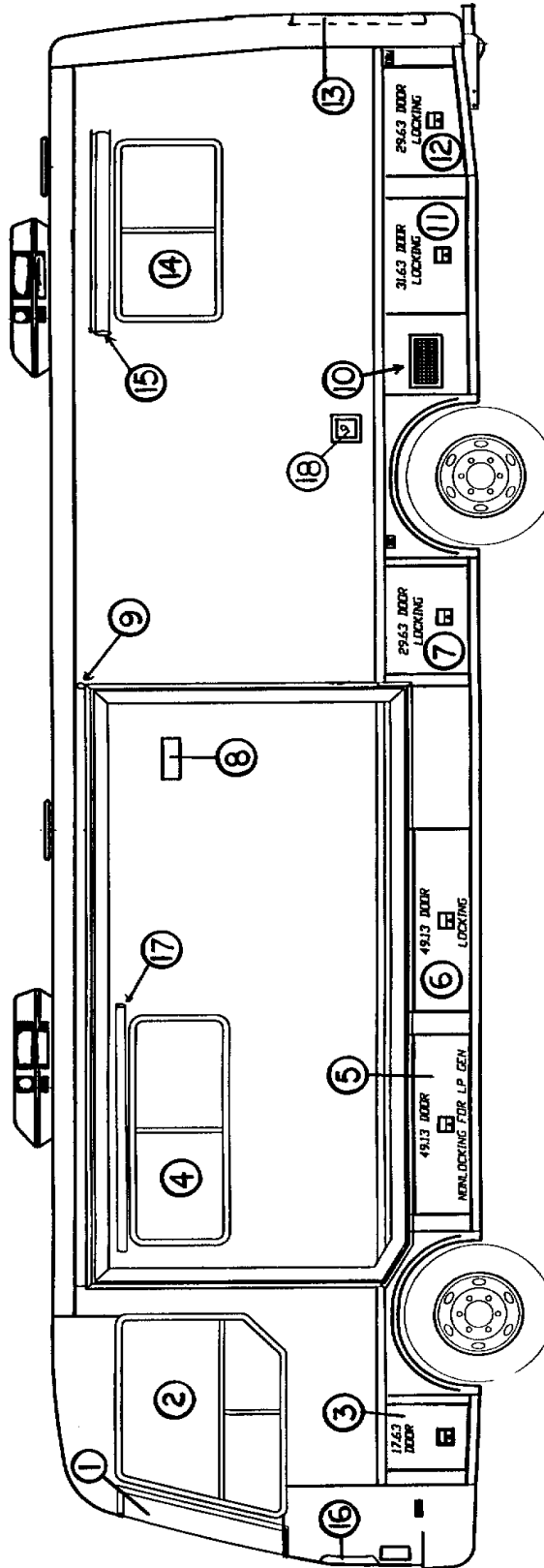
There are no decals on the exterior of the 1999 Cutter, 35ft. diesels.

Many places, especially the logos, will appear to be decals but are actually painted. Each vehicle has been provided with a sheet listing the color codes on that particular motorhome. Also, each motorhome is shipped with touch-up paint for each color. A back-up color chart for each motorhome is kept in Airstream's files. If calling Airstream for this information ask for "Sales" and have the serial number available for them.

1999 CUTTER 35FT. PUSHER

NOTES:

1999 CUTTER 35FT. PUSHER



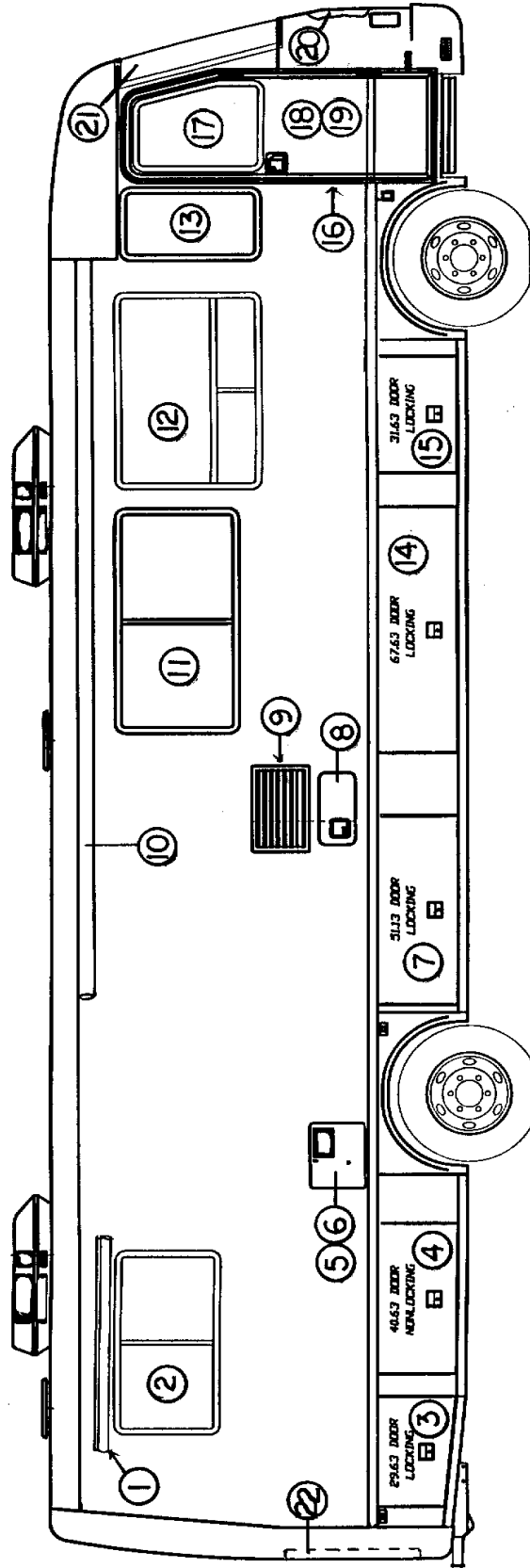
1999 CUTTER 35FT. PUSHER

DOORS/WINDOWS/AWNINGS, **Slide out model**
(Hardware such as hinges, locks and latches are located
in the **hardware** section of this book)

- 1) 371338 Windshield, RS
- 2) 371365-01 Cab window, RS
- 3) 921174-03 Door, lower compartment, angled, RS front
- 4) 371366-19 Window, RS slider, 22.75x60.25
- 5) 921176-02 Door, lower compartment, 49.13", no lock
- 6) 921175-02 Door, lower compartment, 49.13"
- 7) 921172-06 Door, lower compartment, 29.63"
- 8) 511152-01 Vent cover, range hood
- 9) 702842-01 Cover, roll-up, slide out
- 10) 921177 Grill, air intake, engine
- 11) 921172-01 Door, lower compartment.31.63"
- 12) 921174-05 Door, lower compartment, angled, RS rear
- 13) 922459-01 Door, rear engine access, louvered
- 14) 371366-22 Window, RS slider. egress, 30.30x48.9"
- *15) Awning, window, 5'
- 16) 203094 Hood, fiberglass, white
- *17) Awning, window, 6'
- 18) 201865-02 Fuel fill housing, polar white

*See awning chart page II-13

1999 CUTTER 35FT. PUSHER



1999 CUTTER 35FT. PUSHER

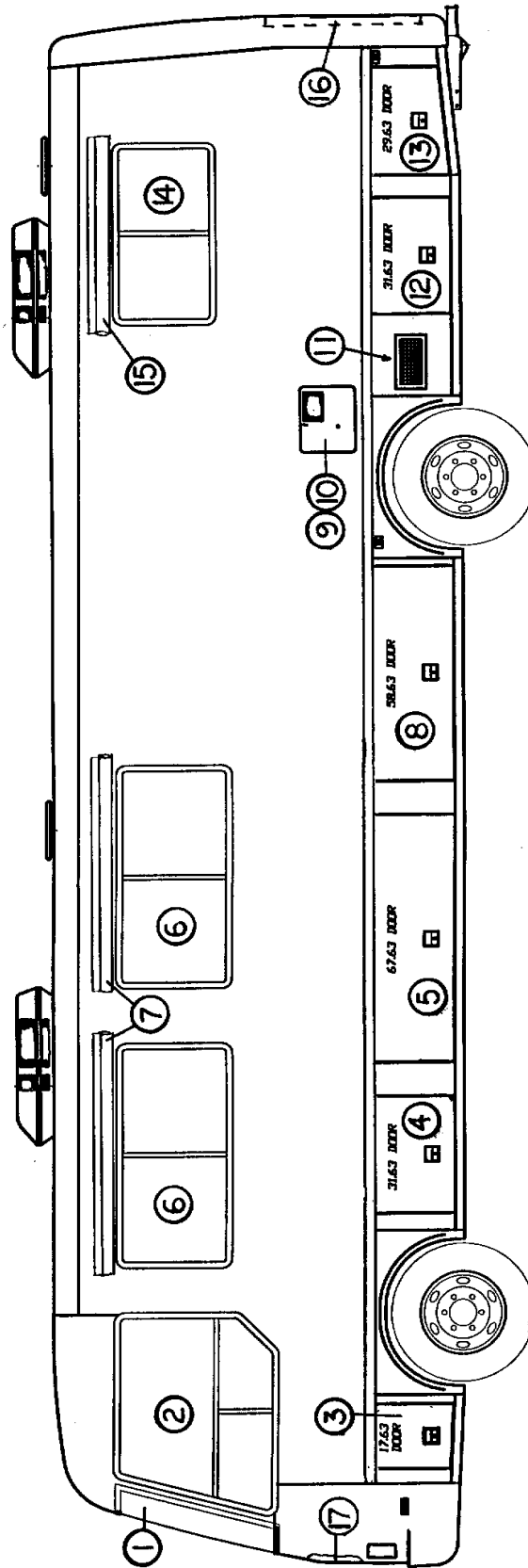
DOORS/WINDOWS/AWNINGS **slide out model**

(Hardware such as hinges, locks and latches are located in the **hardware** section of this book)

- *1) Awning, window, 5'
- 2) 371366-21 Window, CS slider, 30.30" x 48.88"
- 3) 921174-06 Door, lower compartment, angled, CS rear
- 4) 921173-02 Door, lower compartment, 40.63"
- 5) 690259-05 Access door, water heater
- 6) 690259-06 Mounting flange, water heater
- 7) 921172-03 Door, lower compartment, 51.13"
- 8) 690274-05 Door, Hydroflame, exterior
- 9) 690340-03 Refrigerator door, flush mount
- *10) Awning, patio, 17'
- 11) 371366-06 Window, CS slider, 29.75" x 60.25"
- 12) 371366-20 Window, CS "T" slider, 37." X 52.75"
- 13) 371366-15 Window, CS , 18.5" x 35.62"
- 14) 921172-05 Door, lower compartment, 67.63"
- 15) 921172-01 Door, lower compartment, 31.63"
- 16) 922449 Doorjamb
- 17) 371366-16 Window, angled, main door
- 18) 922451 Screen door assy.
- 19) 110413 Main door assembly
- 20) 203094 Hood, fiberglass, white
- 21) 371339 Windshield, CS
- 22) 922459-01 Door, rear engine access, louvered

*See awning chart page II-13

1999 CUTTER 35FT. PUSHER



1999 CUTTER 35FT. PUSHER

DOORS/WINDOWS/AWNINGS,

(Hardware such as hinges, locks and latches are located in the **hardware** section of this book)

- 1) 371338 Windshield, RS
- 2) 371365-01 Cab window, RS
- 3) 921174-03 Door, lower compartment, angled, RS front
- 4) 921173-01 Door, lower compartment, 31.63" non-lock
- 5) 921172-05 Door, lower compartment, 67.63"
- 6) 371366-05 Window, RS slider, 29.75x60.25
- *7) Awning, window, 6'
- 8) 921172-04 Door, lower compartment, 58.63"
- 9) 690259-05 Access door, water heater
- 10) 690259-06 Mounting flange, water heater
- 11) 921177 Grill, air intake, engine
- 12) 921172-01 Door, lower compartment.31.63"
- 13) 921174-05 Door, lower compartment, angled, RS rear
- 14) 371366-22 Window, RS slider. egress, 30.30x48.9"
- *15) Awning, window, 5'
- 16) 922459-01 Door, rear engine access, louvered
- 17) 203094 Hood, fiberglass, white

*See awning chart page II-13

1999 CUTTER 35FT. PUSHER

DOORS/WINDOWS/AWNINGS

(Hardware such as hinges, locks and latches are located in the **hardware** section of this book)

- *1) Awning, window, 5'
- 2) 371366-21 Window, CS slider, 30.30" x 48.88"
- 3) 921174-06 Door, lower compartment, angled, CS rear
- 4) 921173-02 Door, lower compartment, 40.63"
- 5) 921172-04 Door, lower compartment, 58.63"
- 6) 690274-05 Door, Hydroflame, exterior
- 7) 690340-03 Refrigerator door, flush mount
- 8) 511152-01 Vent cover, range hood
- *9) Awning, patio, 17'
- 10) 371366-09 Window, CS slider, 25.25" x 25.75"
- 11) 371366-20 Window, CS "T" slider, 37." X 52.75"
- 12) 921172-05 Door, lower compartment, 67.63"
- 13) 921172-01 Door, lower compartment, 31.63"
- 14) 922449 Doorjamb
- 15) 371366-15 Window, CS, 18.5" x 35.62"
- 16) 371366-16 Window, angled, main door
- 17) 110413 Main door assembly
- 18) 922451 Screen door assy.
- 19) 371339 Windshield, CS
- 20) 203094 Hood, fiberglass, white
- 21) 922459-01 Door, rear engine access, louvered
- 22) 201865-02 Fuel fill housing

*See awning chart on page II-13

1999 CUTTER 35FT. PUSHER

AWNINGS

BLUE BAYOU

702679-34	Awning, patio, 17'
702679-35	Awning, window, 12'
702679-36	Awning, window, 5'
702679-37	Awning, window, 6'
702679-38	Awning, door, 4'

AUTUMNWOOD

702679-39	Awning, patio, 17'
702679-40	Awning, window 5'
702679-41	Awning, window, 6'
702679-42	Awning, window, 12'
702679-43	Awning, door, 4'

EMERALD CLAY


702679-44	Awning, patio, 17'
702679-45	Awning, window, 5'
702679-46	Awning, window, 6'
702679-47	Awning, window, 12'
702679-48	Awning, door, 4'

AWNING MOUNTING HARDWARE

702679-11	Hardware, patio awning, tall
702679-12	Hardware, window awning, 5&6'
702679-27	Hardware, door awning

1999 CUTTER 35FT. PUSHER

DRAPES/BLINDS/VALANCES



101220
track, stand off

101217
track, curtain

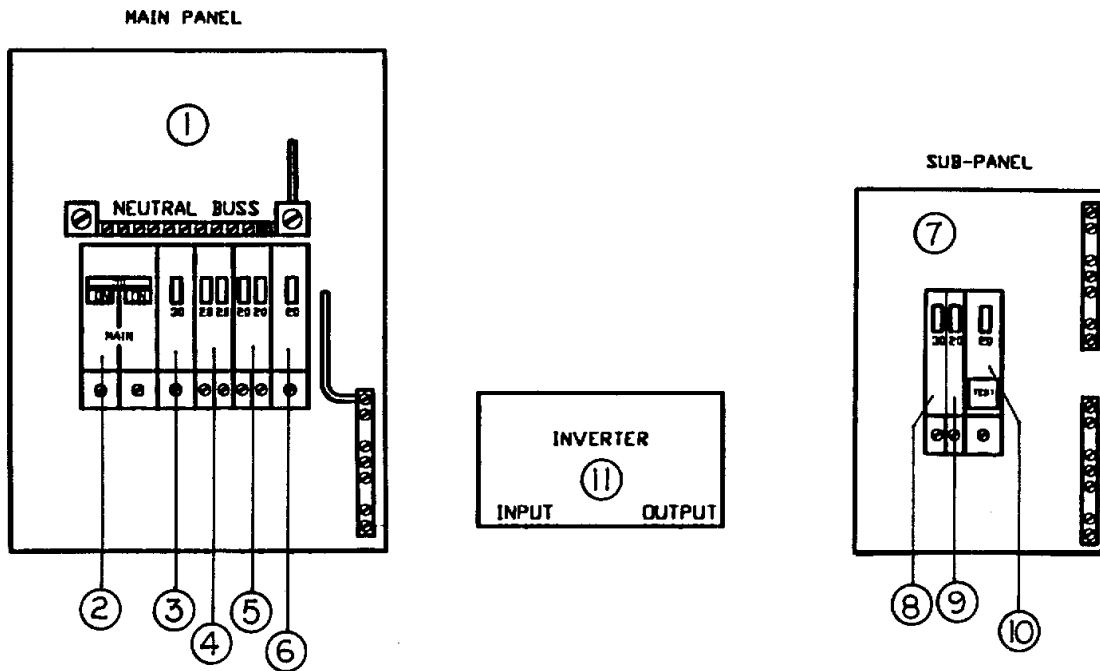
700044
glides, w/elastic "T"

200784	End, curtain track, CS	
200785	End, curtain track, RS	
702878-04	Drapes, front windshield	
702818	Shade, Kool Screen, black, cab	
702789-28	Shade, pleated, night	50.0" x 32.5", E-Z Lift
702383-19	Shade, pleated, day/night	61.25" x 33.5", E-Z Lift
702383-25	Shade, pleated, day/night	53.75" x 40.75", E-Z Lift
702383-26	Shade, pleated, day/night	61.25" x 27", E-Z Lift
702969-28	Shade, pleated, night	50.0x32.5", Ascot
702968-19	Shade, pleated, day/night	61.25" x 33.5", Ascot
702968-25	Shade, pleated, day/night	53.75" x 40.75", Ascot
702968-26	Shade, pleated, day/night	61.25" x 27.0", Ascot
385963	Bracket, valance mounting, side	
964117-01	Valance, galley 29.0" wide x 26.25" high	
964121-04	Valance, dinette CS 64.25" wide	
964464-01	Valance, bedroom CS 53"	
964464-02	Valance, bedroom RS 53"	
964123	Valance, lounge CS 56.75"	
964121-01	Valance, lounge/dinette, RS 64.25"	
964121-02	Valance, lounge, RS 64.25"	
964558	Valance, header, dinette	
964557-02	Valance, leg, dinette	

1999 CUTTER 35FT. PUSHER

*ELECTRICAL

110 VOLT



- | | |
|---------------|--|
| 1) 510723 | Breaker box, main, Square D |
| 2) 510724 | Breaker, double pole, 50 amp, Square D |
| 3) 510663 | Breaker, 30 amp, Square D |
| 4) 510662 | Breaker, double pole, 20/20, Square D |
| 5) 510662 | Breaker, double pole, 20/20, Square D |
| 6) 510678 | Breaker, 20 amp, Square D |
| 7) 511041 | Breaker box, sub-panel, Westinghouse |
| 8) 510564-02 | Breaker, 30 amp, Bryant |
| 9) 510564-01 | Breaker, 20 amp, Bryant |
| 10) 510564-20 | Breaker, 20 amp, GFI, Bryant |
| 11) 511418-01 | Inverter/charger, 2000watt |

Not shown:

- | | |
|-----------|------------------------|
| 511418-02 | Switch, on/off, remote |
| 511418-03 | Fuse holder, 300 amp |

*See ENTERTAINMENT section for radio, VCR, TV, antennas etc.

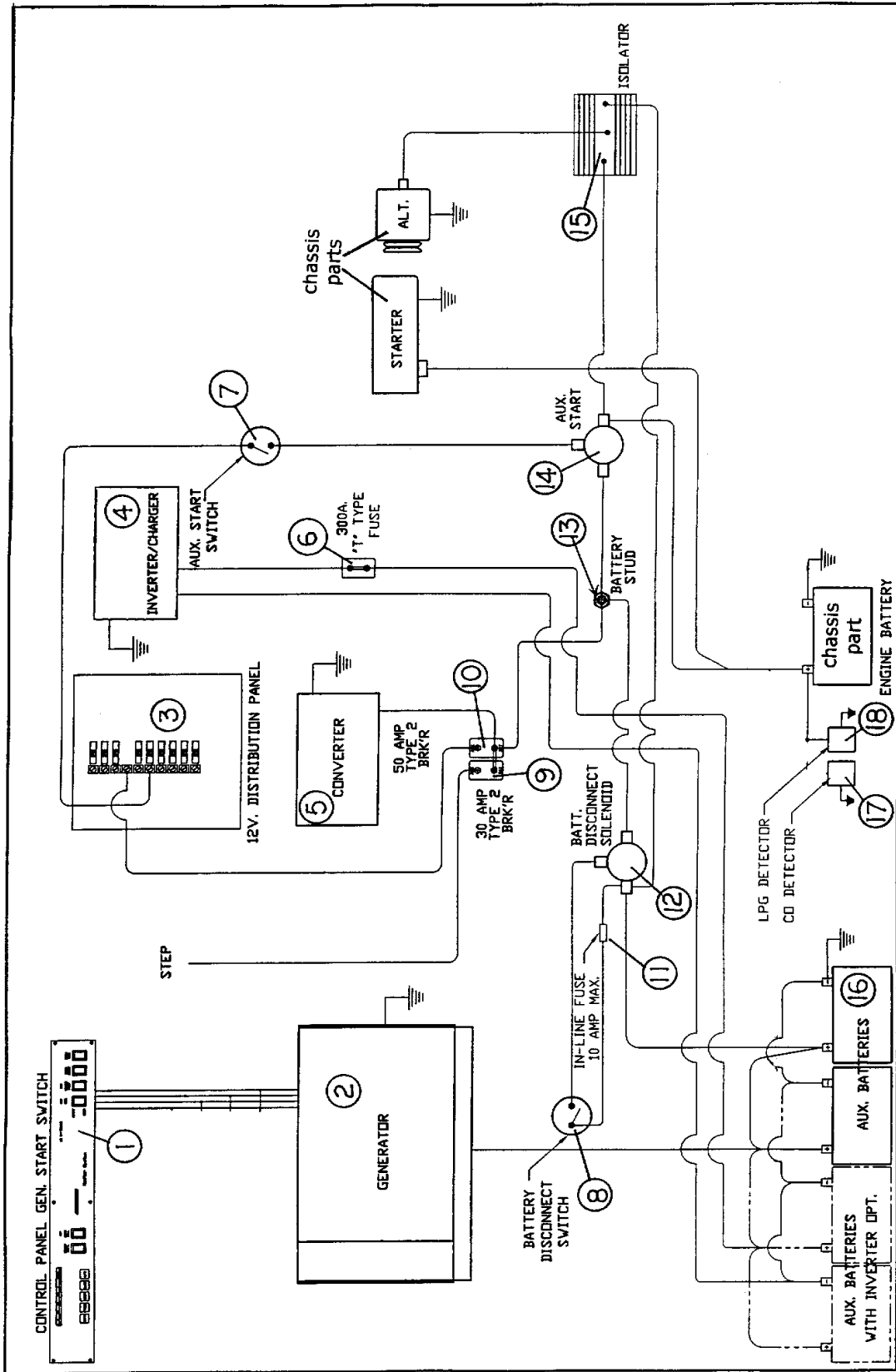
1999 CUTTER 35FT. PUSHER

ELECTRICAL

110 VOLT

511149-04	Power cord, 50-amp w/male end
510562-03	Switch over box, 50 amp, city power to gen.
511020	Generator, Onan Marquis, 6.5 LP
510103	Hour meter, Hobbs
511289	Breaker kit, 30 amp, Onan
511278	Lock out, 110 volt disconnect
510676-01	Outlet, exterior, gray, 110 volt
500785	Outlet, duplex brown
511207	Cover, weatherproof receptacle
511023	Tester, circuit analyzer, 3-wire (provided loose in vehicle)

1999 CUTTER 35FT. PUSHER



1999 CUTTER 35FT. PUSHER

*ELECTRICAL 12 VOLT-CHASSIS

- | | |
|---------------|---|
| 1) 511017-16 | Monitor panel |
| 2) 511020 | Generator, Onan Marquis, 6.5 LP |
| 3) 511016 | Fuse block, 12 volt, 9 position, ATC type |
| 4) 511418-01 | Inverter/charger, 2000 watt |
| 5) 500984-04 | Converter, #PC-50 (not used with inverter) |
| 6) 511418-03 | Fuse holder, 300 amp |
| 7) 510929-02 | Switch, auxiliary start, momentary, SPST |
| 8) 962203 | Battery disconnect switch (part of four gang switch cluster at main door) |
| 9) 500475-30 | Breaker, 12 volt DC, 30 amp, w/ears |
| 10) 510947-50 | Breaker, 12 volt DC, 50 amp |
| 11) 510696 | Fuse holder, in-line |
| 12) 511351 | Solenoid, latching, cont. duty, kill switch |
| 13) 511090 | Junction block, stud type |
| 14) 511199 | Solenoid, continuous duty, aux. start |
| 15) 510642-02 | Isolator, 160 amp |
| 16) 511132 | Battery, deep cycle |
| 17) 511343 | Detector, carbon monoxide |
| 18) 511309 | Detector, LPG |

*see ENTERTAINMENT section for radio, VCR, TV, antennas
etc.

1999 CUTTER 35FT. PUSHER

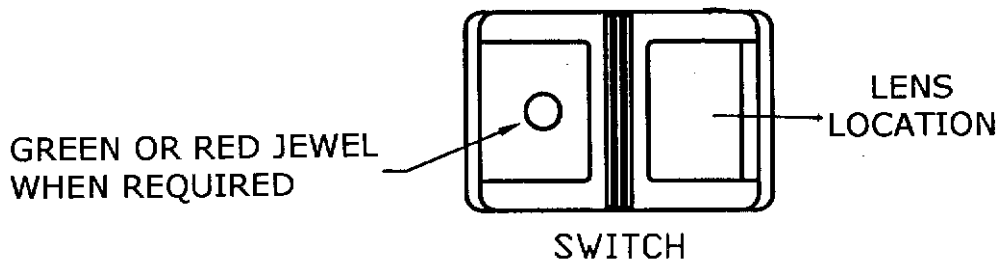
ELECTRICAL

12 VOLT-GENERAL

511132	Battery, deep cycle
511418-05	Battery temperature sensor
511016	Fuse block, 12 volt, 9 position, ATC type
511351	Solenoid, latching, cont. duty, kill switch
500475-30	Breaker, 12 volt DC, 30 amp, w/ears
510947-50	Breaker, 12 volt DC, 50amp
511418-01	Inverter/charger, 2000 watt

12 VOLT-*DASH & ARM REST

510596	Cigarette lighter
510807	Outlet, 12 volt, lighter receptacle
511276	Cover, 12-volt outlet, black



510929-06	Switch, TV speaker, SPST
510929-02	Switch, auxiliary start, momentary, SPST
510929-08	Switch, rear camera, momentary, DPDT
510929-05	Switch, driving light, aisle light, defrost fan, on-off, SPST
510929-07	Switch, docking light, inverter, on-off with red indicator light, SPST
511305-10	Switch, remote exterior mirror

*Note: Engine check and head light switches are provided by the chassis manufacturer.

1999 CUTTER 35FT. PUSHER

12VOLT-DASH SWITCH LENS

510930-02	Lens, door lock
510930-06	Lens, aisle light
510930-33	Lens, auxiliary start
510930-03	Lens, generator
510930-37	Lens, auxiliary headlight
510930-36	Lens, exhaust brake
510930-25	Lens, rear camera
510930-07	Lens, docking light
510930-31	Lens, TV speaker
510930-35	Lens, defrost fan
510930-29	Lens, map light

12 VOLT-INTERIOR SWITCHES

511385-01	Switch, electric source selector, Sony
511325	Switch body with rocker switches, 4-gang by main door
511326	Switch cover, 4 gang printed white, at door
511329	Switch, rocker, SPDT, white, hallway
511327	Switch body w/rocker, single, rear ceiling light
511328	Switch cover, printed white, rear ceiling light
511424	Switch, map light. white
381541-02	Switch, roof vent, bathroom
510868	Switch, 4 gang, bathroom
500933	Switch , water heater
511040	Switch, door, momentary, normally on
962203	Switch cluster, main door
511078	Switch body, illuminated
511083-02	Cover, switch, 3&4 gang

1999 CUTTER 35FT. PUSHER

ELECTRICAL

12 VOLT-INTERIOR LIGHTS

500960-02 680085	Light, fluorescent, recessed, 20.63" Bulb, fluorescent, #F8T5-CW
500960-01 680084	Light, fluorescent, recessed, 14.75" Bulb, fluorescent, #F8T5-CW
511387 50085-02	Light, decorative, dinette, Acrylic Tiffany Bulb, incandescent, #1141
511298 511298-02 510689	Wall lamp, 12 volt Shade, wall lamp, round Bulb, incandescent, #1076
511248 50085-02	Light, incandescent single, square Bulb incandescent, #1141
500842 680084	Light, fluorescent, 12x5.5x1" Bulb, fluorescent, F8T5-CW
511361	Light, courtesy, flush mount, walkway, black (no separate bulb)
511422	Light, map, halogen, white Bulb, 12 volt, JC-10 (reference only)
500956 681924	Light, wardrobe w/switch Bulb, wardrobe light, #581
511417 510689	Wall light, Demi-sconce, slide out Bulb, incandescent, #1076

1999 CUTTER 35FT. PUSHER

ELECTRICAL

12 VOLT-EXTERIOR LIGHTS

511163	Light, compartment
510672-02	Porch light, white(high on side of unit)
510732	Utility light#1327 (by door)
511101-01	Light, docking, halogen, chrome bezel
511239	Light, stop, tail and turn
511240	Light, stop, tail, turn and back up
511154-02	Light strip, 3rd brake light, 1"x10"
510984-01	Light, clearance, red
511361	Light, license plate
511246-02	Head light, dual, RH
511246-01	Head light, dual, LH
500892	Light, turn & clearance, amber
511251-01	Lamp, front turn and parking, w/clear lens
511251-02	Socket, front turn and parking light
510984-02	Light, clearance, amber
511269	Driving light kit.#C1050K
510844-01	Relay, Bosch, driving light

1999 CUTTER 35FT. PUSHER

ELECTRICAL

12 VOLT-MISC. EQUIPMENT

510804	Air horn, chrome #981-1
510804-01	Elbow kit, air horn
511305-05	Mirrors, exterior, Velvac w/remote, heated, pr.
511305-10	Switch, remote, heated mirrors
511324-01	Contact, wireless, 5 piston, door jamb
511017-06	Monitor panel
511162-01	Keyless entry w/remote
511162-02	Transmitter, 4 channel
510802-01	Actuator, door lock, 5 wire
511412	Solar panel, 10 watt
511413	Light, solar panel
510781	Detector, smoke
511309	Detector, LPG
511343	Detector, carbon monoxide

1999 CUTTER 35FT. PUSHER

NOTES:

1999 CUTTER 35FT. PUSHER

DASH-WINDSHIELD WIPER

- | | |
|----------------|---|
| 1) 511419-01 | Windshield wiper assy. Ford/Freightliner |
| 2) 511419-100 | Wiper motor, Ford/Freightliner |
| *3) 511419-102 | Pivot and link assembly, Trico |
| 4) 511419-103 | Washer jet and tubing, Trico |
| 5) 511419-104 | Pantograph arm assembly, Trico |
| 6) 511419-105 | Blade assembly, 28", Trico (does not interchange with 1998 and prior) |

*The following parts make up the pivot and link assembly
--For reference only--

- 7) Link
- 8) Oval rubber gasket
- 9) Nut, 1 1/8"
- 10) Rain shield
- 11) Nut, arm retainer -8mm
- 12) Nut, swivel retainer -10mm
- 13) Washer
- 14) Oval face plate

1999 CUTTER 35FT. PUSHER

ENTERTAINMENT

510788-01	Antenna, TV, Winegard
510788-03	Amplifier, TV antenna
500976	Outlet, TV jack
500996	Jack, TV/phone, gray
500994	Antenna, radio
690397	TV, RCA, 19"
203166	Trim ring, TV , front
511373-01	Theatre sound system, 2-18 watt amplifiers (puts TV through front speakers)
690398	TV, RCA, 13"
511464-01	Headphone control
500975	Headphones, lightweight
511464-02	Speaker, 4', 5watt
511464-03	Grill, speaker, black
511423	Plug-earphone
511383-01	Radio w/cassette/changer XR C6100
511048	Speaker, Coustic, #HS-402
511385	Mobile theater sound system, Sony
511383-02	Remote control, Sony, wireless
511385-02	Amplifier module, Theater sound system
511385-03	Cube speakers w/bracket, black
511385-04	Speaker, 6" x 9", Theater sound
511385-05	Grill, for 6" x 9" speaker
511191	CD changer, 10 disc, Sony CDX-715
690337	Video cassette player, Audiovox
511310	Video control center

1999 CUTTER 35FT. PUSHER

510918-01	Monitor, Sony Watchman
510929-08	Switch, momentary, rear camera
511044-03	Actuator, two position, rear camera
201888	Closeout, monitor camera, interior
203032	Close out monitor camera, exterior

1999 CUTTER 35FT. PUSHER

SECTION III LY GAS

F through H

FASTENERS (common fasteners available locally are not listed)

Rivets.....	III-1
Screws	III-3

FLOOR COVERING

Carpet.....	III-4
Hardwood flooring.....	III-4
Tile	III-4
Mats	III-4

FURNITURE


Interior doors	III-5
Mirrors	III-6
Drawer face	III-7
Drawer box	III-7
Bedroom furniture.....	III-8
Bath, non slide	III-9
Bath, slide out	III-10
Galley, slide out.....	III-11
Galley, non slide	III-13
Lounge, slide out	III-15
Lounge, non slide.....	III-16
Cab	III-17

HARDWARE


Exterior locks	III-18
Main door/screen door	III-19
Exterior access doors.....	III-20
Slide out room.....	III-22
Awning hardware	III-24
Interior hardware.....	III-25

1999 CUTTER 35FT. PUSHER

*FASTENERS



330126-02
rivet, pop
dia. 1/8 "
grip range .126-.187
stainless steel body
stainless steel mandrel



330126-03
rivet, pop
dia. 1/8 "
grip range .126-.250
stainless steel body
stainless steel mandrel



330136-04
rivet, pop
dia. 1/8"
grip range .313-.375
stainless steel body
stainless steel mandrel



330031-03
rivet, pop
dia. 3/16"
grip range .125-.250
stainless steel body
stainless steel mandrel



330031-03
rivet, pop
dia. 3/16"
grip range .126-.250
stainless steel body
steel mandrel

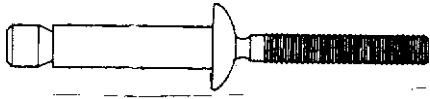


320108-01
rivet, bulb tite, w/washer
dia. 3/16"
grip range .050-.187
aluminum body
aluminum mandrel

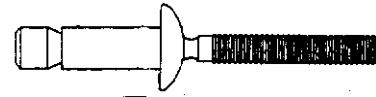
*Common bolts and screws readily available at local hardware outlets have not been listed.

1999 CUTTER 35FT. PUSHER

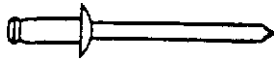
*FASTENERS



330139-02
dia. 1/4"
grip range .350-.625
stainless steel body
stainless steel mandrel



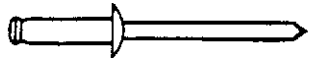
330139-01
dia. 1/4"
grip range .080-.375
stainless steel body
stainless steel mandrel



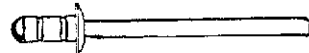
330127-03
dia. 1/8"
grip range .063-.125
aluminum body
aluminum mandrel



300101
1/8" I.D.
washer, aluminum



330127-05
dia. 1/8"
grip range .251-.312
aluminum body
aluminum mandrel



330137
dia. 1/8"
grip range .039-.189
aluminum body
steel mandrel

*Common bolts and screws available at local hardware outlets have not been listed.

1999 CUTTER 35FT. PUSHER

*FASTENERS



3201223

screw, pan head, Phillipsscrew wood
black
#4 x 1/8" (glove box tray)



20114-04

screw wood oval head, Phillips
antique brass
#5 x 1/2'




320114-05

screw wood, oval head, Phillips
antique brass
#5 x 5/8"



320115-06

screw wood, flathead, Phillips
stainless steel
#6x1.00"



320124-06

screw, flathead, Phillips
stainless w/white head

*Common bolts and screws readily available at local hardware outlets have not been listed.

1999 CUTTER 35FT. PUSHER FLOOR COVERING

702793-02	*Carpet, Regal/Nautical Blue 96" wide
700173	Carpet padding
381346	Floor mats
701538	Carpet, Velour gray, storage compartments
201709-02	Extrusion, trim molding, black, baggage com.
702903-01	Tile, Idaho Beige-13x13
702903-02	Thin set, glue, powder form
702903-03	Matt, tile support
702903-04	Epoxy grout
702903-05	Schluter strip
702549	Matt, entrance, w/Airstream logo
702812-02	Step, tread, round, black
702893	Step tread, smooth rubber

*See sample chart provided to your sales department for more carpet and upholstery part numbers.

1999 CUTTER 35FT. PUSHER

FURNITURE DOORS-INTERIOR

		(Inches)
801158-21	Door frame, smooth	9.75 x 33.00
801158-16	Door frame, smooth	11.5 x 17.5
801158-15	Door frame smooth	11.5 x 19.50
801158-13	Door frame, smooth	11.75 x 42.0
801158-20	Door frame, smooth	12.75 x 60.12
801158-01	Door frame, smooth	19.0 x 60.12
801157-22	Door, raised panel	10.0 x 13.75
801157-19	Door, raised panel	11.5 x 18.0
801157-23	Door, raised panel	18.50 x 11.50

MISCELLANEOUS DOORS

801225-01	Door panel, refrigerator, upper, oak	
801225-03	Door panel, refrigerator, lower, oak	
964413-03	Door, slider, bath, 35 w/slide-out	
986265	Door, sliding, bathroom, 35 non slide-out	
702668	Shower door w/post, gold, 35 non slide-out	
702416-02	Shower door, neo angle, bronze, 35 w/slide-out	
702681	Foldette door, Irvine	
381563-01	Track, formed, foldette door	
381563-02	Track curved, foldette door	
801188-03	Door louvered, oak, 33" x 12"	

1999 CUTTER 35FT. PUSHER

FURNITURE

MIRRORS

		(Inches)
372210-01	Mirror, beveled 4 sides	6.88 x 30.13
372210-06	Mirror, beveled 4 sides	8.62 x 14.62
372210-02	Mirror, beveled 4 sides	8.62 x 16.62
372210-03	Mirror, beveled 4 sides	8.88 x 39.13
372210-09	Mirror, beveled 4 sides	13.38 x 10.50
372210-08	Mirror, beveled 4 sides	13.38 x 12.0
372210-05	Mirror beveled 4 sides	16.00 x 20.00
372210-07	Mirror, beveled 4 sides	19.0 x 12.13
372212-01	Mirror, beveled 2 sides	12.25 x 25.0
372208-03	Mirror, bronze, w/groove	8.62 x 14.62
372208-01	Mirror, bronze, w/groove	16.0 x 20.0
371262-03	Mirror, safety glass (bath)	9.88 x 28.13
371262-15	Mirror, safety glass	10.56 x 17.12
371262-10	Mirror, safety glass	16.13 x 28.13
372203-12	Mirror safety glass	19.5 x 30.0

1999 CUTTER 35FT. PUSHER FURNITURE

DRAWER FACES

		(Inches)
801156-93	Drawer face, smooth	4.50 x 16.0
801156-101	Drawer face , smooth	4.75 x 19.0
801156-99	Drawer face, smooth	4.75 x 21.5
801156-13	Drawer face, smooth	7.0 x 11.75
800156-94	Drawer face, smooth	7.0 x 16.0
801156-63	Drawer face, smooth	7.0 x 19.0
801156-100	Drawer face, smooth	7.0 x 21.5
801156-102	Drawer face smooth	7.75 x 60.75
801156-01	Drawer face, smooth	10.5 x 24.75
801156-50	Drawer face, smooth	11.75 x 20.62
801156-64	Drawer face, smooth	11.75 x 29.5
801156-96	Drawer face, smooth	13.75 x 29.5

DRAWER BOXES

962821-17	Drawer box	2.88 x 14 x 13.25
962821-57	Drawer box	2.88 x 16.75 x 12.0
962821-55	Drawer box	2.88 x 14.0 x 17.0
962821-25	Drawer box	2.88 x 18.0 x 19.5
962821-60	Drawer box	5.00 x 8.5 x 18.0
962821-05	Drawer box	5.00 x 10.0 x 18.0
962821-58	Drawer box	5.00 x 12.0 x 16.75
962821-16	Drawer box	5.00 x 14.0 x 13.25
962821-23	Drawer box	5.00 x 14.0 x 17.0
962821-07	Drawer box	5.00 x 19.5 x 18.0
962821-13	Drawer box	9.00 x 13.25 x 20.0
962821-56	Drawer box	9.00 x 14.0 x 22.62
962821-59	Drawer box	9.00 x 19.5 x 14.0
962821-04	Drawer box	9.00 x 22.0 x 18.62
964008	Lounge drawer box	

1999 CUTTER 35FT. PUSHER

FURNITURE

REAR BEDROOM

963959-02	Wardrobe, CS rear
964429	Face frame, CS rear wardrobe
962818-01	Frame, wardrobe shelf
381527	Speedy shelf strip
963959-01	Wardrobe, RS rear
964428	Face frame, RS rear wardrobe
962818-01	Frame, wardrobe shelf
381527	Speedy shelf strip
963861-01	Roof locker, rear
964430-01	Face frame, rear roof locker
381449-04	Rail, decorative, brass
381449-05	Post, decorative rail, brass
963957-02	Bed assembly
964061	Engine box assembly
964062	Top, engine box
964063-01	Side, RH engine box
964063-02	Side, LH engine
963941	Forward wall, engine box
801232	Close out. TV, oak, 16.25 x 15.25
453517	Clip, TV retainer

1999 CUTTER 35FT. PUSHER

FURNITURE

*BATH, 35 PUSHER
(non slide model)

963787-01	Jamb, bath door/shower trim
963788-01	Header, bath door
203037	Shower/tub, fiberglass
203146	Shower cap, plastic
964023	Corner close-out, bath
203148-01	Skylight, heavy duty, 14.5 x 22.5
203148-02	Trim inner dome, skylight
381541-06	Roof vent w/power lift
963930-01	Medicine cabinet assembly 41x 35
964433	Face frame, medicine cabinet
964076	Laundry/TV cabinet assembly
964437	Face frame, laundry/TV cabinet
964086-01	Lavy cabinet assembly
964438	Face frame, lavy cabinet
964374-01	Lavy top, Corian
964075	Wardrobe assembly, CS
964436	Face frame, CS wardrobe

*Bath fixtures may be found in hardware--if connected to drains or water look in plumbing.

1999 CUTTER 35FT. PUSHER

FURNITURE

*BATH, 35 PUSHER
(slide out model)

201999	Shower stall, almond
201902	Ceiling liner, shower
381631-01	Sky light, plastic, neo angle, 22" x 22"
203154-01	Inner dome, sky light, neo angle
964178	Laundry/TV cabinet
964437	Face frame, TV/laundry cabinet
964195-01	Lavy assembly
964422	Face frame, lavy
964366-01	Lavy top, Corian
964180	Wardrobe assembly, CS
964420	Face frame, CS wardrobe assembly
964193	Medicine cabinet, forward assembly
962674-01	Face frame, forward medicine cabinet
964194	Medicine cabinet, aft assembly
962728-01	Face frame, aft medicine, cabinet assembly

*Bath fixtures may be found in the hardware section-
if connected to or drains water look in plumbing.

1999 CUTTER 35FT. PUSHER

FURNITURE

GALLEY AREA-35'W/SLIDE OUT

964494	Dinette seat base, RH
964496	Dinette back, RH
964498	Dinette cushion support, RH, 37.63"
964334-02	Flex spring seat, 21.63" x 38.0"
964495	Dinette seat base, LH
964497	Dinette back, LH
964499	Dinette cushion support, LH 37.63
964334-02	Flex spring seat, 21.63 x 38.0
962720-01	Dinette table, fixed
801054	Table top, NoMar finish, 24"
922177-03	Leg, hardwood, 30.50
963654-02	Backsplash, dinette table
963374-03	Roof locker, dinette aft
962709-01	Face frame, dinette roof locker, aft
963374-04	Roof locker, dinette, forward
962708-01	Face frame, dinette roof locker, forward
963855-01	Roof locker, dinette, center
963872-01	Face frame, dinette roof locker, center
964216	Microwave cabinet
964417	Face frame, micro wave cabinet
964074-01	Refrigerator cabinet w/pantry
964421	Face frame, refrigerator cabinet w/pantry
381551-01	Pantry rack
381551-02	Wire basket

(continued)

1999 CUTTER 35FT. PUSHER

FURNITURE

GALLEY AREA-35'W/SLIDE OUT

964213-01	Galley assembly , forward
964424	Face frame, forward galley assembly
964570	Galley assembly, aft
964569	Face frame, aft galley assembly
964559-01	Galley top, Corian
601497-01	Sink, porcelain, almond
964348-01	Sink cover, Corian
964215	Roof locker, galley
964418	Face frame, galley roof locker
963990	Magazine rack

1999 CUTTER 35FT. PUSHER

FURNITURE

GALLEY AREA-35' NON SLIDE

964494	Dinette seat base, RH
964496	Dinette back, RH
964498	Dinette cushion support, RH, 37.63
964334-02	Flex spring seat, 21.63 x 38.0
964495	Dinette seat base, LH
964517	Dinette back, LH
964499	Dinette cushion support, LH 37.63
964334-02	Flex spring seat, 21.63 x 38.0
962720-04	Dinette table assembly
801049	Table top, Resistovar, 26"
962177-03	Leg, hardwood, 30.50"
963654-02	Back splash, dinette table
964088-02	Roof locker, dinette, 75"
964439	Face frame, dinette roof locker
963619-02	Microwave cabinet assembly
961039-01	Face frame, microwave cabinet
964074	Refrigerator cabinet w/pantry
964421	Face frame, refrigerator cabinet w/pantry
381551-01	Pantry rack
381551-02	Wire basket
964566-02	Galley assembly
964434	Face frame, galley assembly
964560-01	Galley top, Corian
601497-01	Sink, porcelain, almond
964348-01	Sink cover, Corian

(continued)

1999 CUTTER 35FT. PUSHER

FURNITURE

GALLEY AREA-35' NON SLIDE

963623	Pull out pantry assembly, 16"
963624	Face frame, pull out pantry
381491	Trash can-roll out
963555	Galley roof locker
964431	Face frame, galley roof locker
963415	End cap, RH
963816-02	Face frame, end cap
961836	Magazine rack
963991	Spice rack

1999 CUTTER 35FT. PUSHER

FURNITURE

LOUNGE AREA-35' W/SLIDE OUT

964191	Roof locker, lounge, 59"
964425	Face frame , lounge roof locker
964196	Roof locker, lounge, 68.5"
964423	Face frame, lounge roof locker, 68.5"
702901-01	Swivel chair, Villa
702899-318	Sofa, jackknife, 68", Villa
964210	End table
964416	Face frame, end table
964260	Top, end table
964227	Letter rack

1999 CUTTER 35FT. PUSHER

FURNITURE

LOUNGE AREA-35' NON SLIDE

964089	Roof locker, 57.5"
964440	Face frame, 57.5" locker
964088-01	Roof locker, 75.0"
964439	Face frame, 75.0"locker
702900-318	Sofa, jackknife, 74", Villa
702901-01	Swivel chair, Villa
964210	End table assembly
964416	Face frame, end table
964260	Top, end table
964090	Hutch, upper
964441	Face frame, upper hutch
964091	Hutch, lower
964442	Face frame, lower hutch
964227	Letter rack

1999 CUTTER 35FT. PUSHER

FURNITURE/TRIM

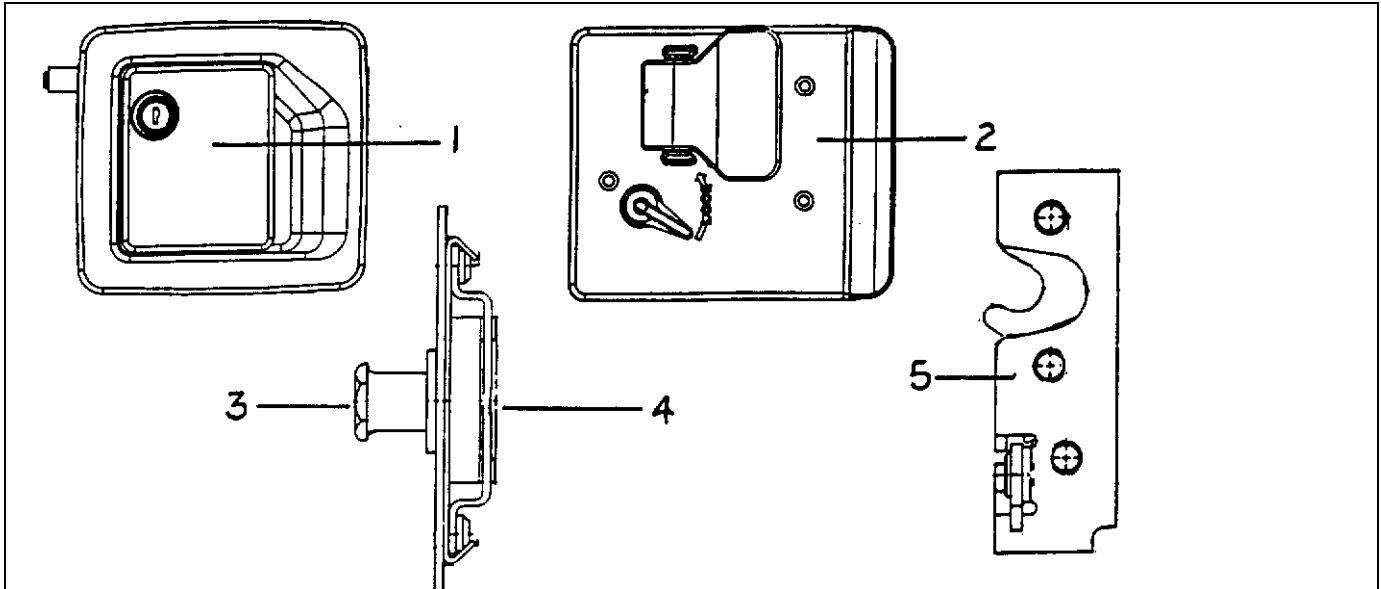
CAB AREA

964135	Arm rest, CS
200892	Cup holder, chrome plastic
963985-01	Arm rest, RS
203111-06	Top, RS arm rest w/LP generator
964109	Roof locker, front(above windshield)
964444-01	Face frame, front roof locker
964111	Bottom, front roof locker
964463	Cabinet assembly, below TV
964462	Face frame, cab cabinet
801193	Beverage holder, oak
203011-01	Beverage tray cup holder, LH
203011-02	Beverage tray cup holder, RH
702897-01	Driver seat, power
702898-01	Passenger seat, non power
964136	Step cover assembly
800631	Handrail, oak
964139-01	Close out, upper cab, RS
964139-02	Close out, upper cab, CS
381515-04	Visor, front windshield
371243	Mirror, rear view, center mount, GM#911722
380990	Bracket, mirror support, GM#9831062
203158-61	Cover, A-post, RS
203139-01	Cover, A-post, CS
203040	Cover, center windshield post

1999 CUTTER 35FT. PUSHER

HARDWARE EXTERIOR-MAIN/SCREEN DOOR

TRIMARK main door lock



- | | |
|--------------|---------------------------|
| 1) 381521-01 | outside lock housing |
| 2) 381521-02 | inside lock plate |
| 3) 381284 | Striker bolt |
| 4) 381521-04 | Caged nut |
| 5) 381521-03 | Rotary latch |
| 381521-05 | Screws, inside lock plate |

Dead bolt-Trimark

- | | |
|-----------|------------------------------------|
| 510802-01 | Actuator, door lock, 5-wire |
| 381323-01 | Dead bolt assembly |
| 452030 | Bolt, Trimark dead bolt |
| 381326 | Striker, 10007 w/Trimark dead bolt |
| 345321-12 | Screw, #8-32, flat head, black |
| 200772 | Pan, plastic, dead bolt, interior |

(continued)

1999 CUTTER 35FT. PUSHER

HARDWARE EXTERIOR-MAIN/SCREEN DOOR

381334	Hinge leaf, jamb, main door
381336	Hinge leaf, door, main
381377	Hinge leaf, screen door
385599-075	Bearing, sleeve, main door hinge
300118-01	Washer, nylon, main door hinge
310024	Hinge pin, .250 x 6.0"
203127	Cover, inner door lock
511370-01	Grab handle-embossed "Cutter"
381632	Prop, gas spring, 30#(bottom of main door)
381634	Bracket, prop, LH curve
381633	Bracket, prop, 2"
381632-01	Safety clip, end fitting
203156	Cover, black, bottom main door prop
380291	Latch assembly set
381454	Latch, bullet, black
380290	Housing, latch
380004	Handle, with screw, screen door
203000	Close-out, screen door, plastic slide
380079	Screen, gray
200518	Spline, gray, screen door

WINDOW, SE-GI CO.

371366-100	Weep hole cover, SE-GI window
371366-101	Sweep latch, SE-GI window

1999 CUTTER 35FT. PUSHER

HARDWARE

EXTERIOR-BAGGAGE COMPARTMENT

381569-01	Prop, spring, gas.50#
381569-02	Prop, spring, gas, 60#
381569-03	Prop, spring, gas, 40#
381262	Bracket, prop w/ball, mounts on jamb
914163	Bracket, door prop, mounts on door
381565-01	Handle assembly, locking w/collar
381565-02	Handle assembly, non locking
381565-04	Plunger bolt assembly
381484	Strike, compartment door
381456	Cable, coated
381455	Loop sleeve, crimp on cable clamp
381523-01	Hinge, baggage door
365232	Seal, baggage door
203122	Cover, compartment latch, inside

EXTERIOR-REAR LOUVERED DOORS

381434	Hinge, stainless, 3 x 3"
381227-01	Latch, vise action, curved pawl
114827	Plate, rear door latch

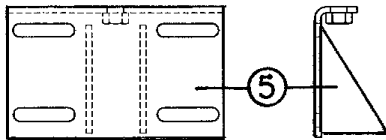
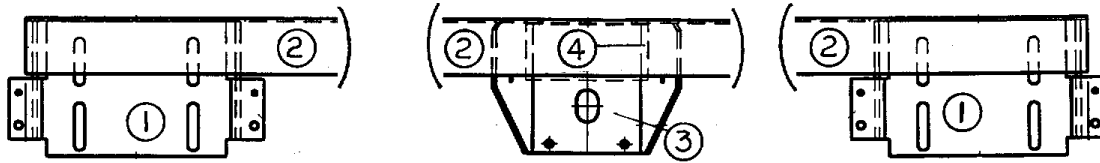
1999 CUTTER 35FT. PUSHER

HARDWARE EXTERIOR-FRONT HOOD

400890	Hinge arm, hood
400895	Brace, hinge arm
453377	Hood hinge stop
400889	Bracket, hood latch
381580	Compression spring
385587	Cap, hood bumper
453374	Clip, alignment, hood
381579-02	Paddle latch
385945	Grommet, hood stop
453405	Extension, hood release
203108	Cap, vinyl, hood release, white

1999 CUTTER 35FT. PUSHER

HARDWARE EXTERIOR-SLIDE OUT ROOM



- 1) 915470 Mounting bracket, slide out room
- 2) 915390 Mounting angle
- 3) 915334 Mounting bracket, rod/room
- 4) 915391 Mounting angle, 6.50" x 3.25" x 6.50"
- *5) 915471 Bracket, slide out arm

*Note: Item 5 acts as the connector between the slide out arms and the angle, item 2, that runs across the bottom of the room.

INTERIOR-SLIDE OUT ROOM

- 381592-01 Bar, travel lock, 10.25", adjustable
- 381623 Roller, floor slide out

1999 CUTTER 35FT. PUSHER

HARDWARE EXTERIOR-SLIDE OUT ROOM

FOR REFERENCE ONLY - Airstream does not stock
DeWald parts.



DEWALD MANUFACTURING INCORPORATED

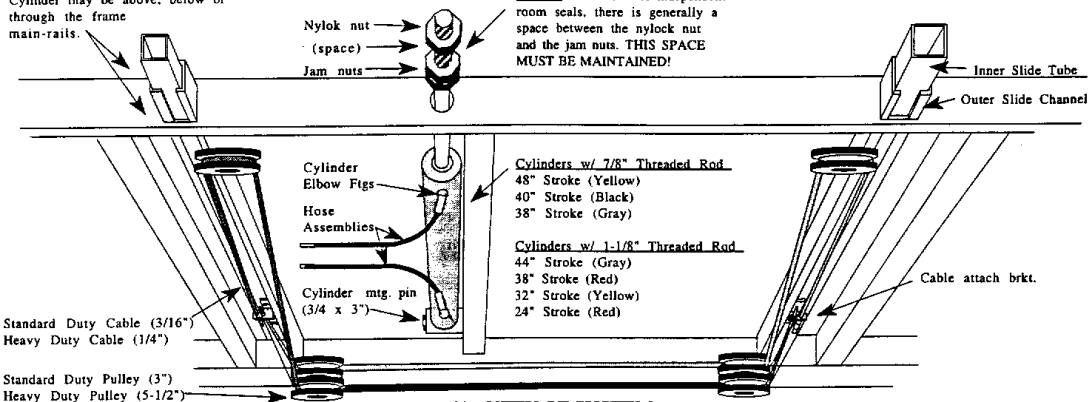
1023 WEST EIGHTH STREET • MISHAWAKA, INDIANA 46544-8783
FAX: (219) 255-5829 • TOLL FREE: 888-332-7343 • PHONE: (219) 255-4776

DEWALD HYDRA-SYNC SYSTEM

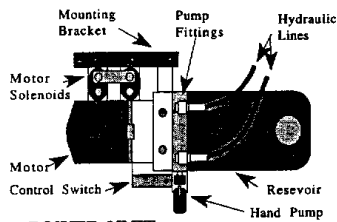
Patented System
(Additional Patents Pending)

NOTE: Slide Tube Assemblies and Cylinder may be above, below or through the frame main-rails.

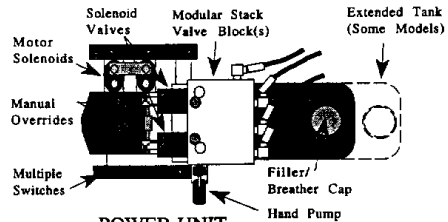
NOTE: To allow for independent room seals, there is generally a space between the nylock nut and the jam nuts. THIS SPACE MUST BE MAINTAINED!



**BOTTOM VIEW OF SYSTEM
ON VEHICLE FRAME**

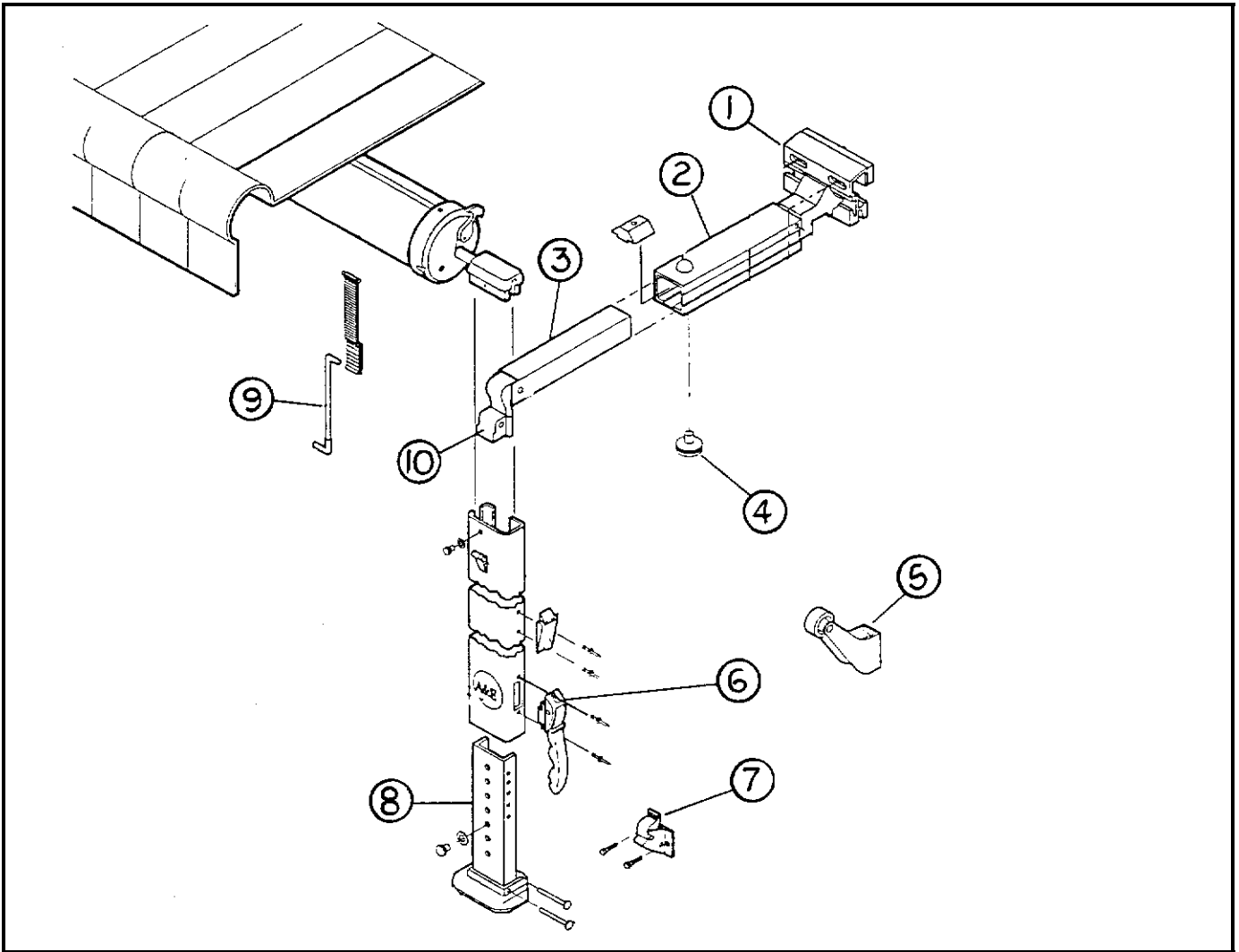


POWER UNIT
For Single Room System
(No Modular Valve Blocks)



POWER UNIT
(With Valve Block
for Multiple Functions)

1999 CUTTER 35FT. PUSHER



- | | |
|----------------|--------------------------------------|
| 1) 702679-104 | Bracket top, A&E awning |
| 2) 702679-103 | Rafter, main, A&E awning |
| 3) 702679-105 | Secondary rafter, A&E awning |
| 4) 702679-106 | Knob , adjustment, 1 7/8" A&E awning |
| 5) 702679-109 | Door roller, A&E awning |
| 6) 702679-111 | Lift handle, A&E awning |
| 7) 702679-108 | Bracket, bottom mounting, A&E awning |
| 8) 702679-107 | Arm, adjustable, A&E awning |
| 9) 702679-102 | E-Z pull rod, A&E awning |
| 10) 702679-110 | Slider assembly, A&E awning |

1999 CUTTER 35FT. PUSHER

HARDWARE

INTERIOR

381604	Door knob, satin
381603	Pull, three finger, antique brass, sliding door
381599	Handle, door/drawer
381576	Pull handle, brass
201427	Finger pull, light brown
381074	Door catch, cabinet, "bull dog"
381228	Grabber door latch w/catch, 10lb.pull
381228-01	Grabber door latch w/catch, 3lb.pull
381228-100	Catch only, grapper door latch
381408	Lock, push button style, black, galley drawer
381526-01	Drawer slide, 950RV, 14"
381526-03	Drawer slide, 950RV, 18"
381526-05	Drawer slide, 700RV, 22"
381526-06	Rear bracket, adjustable, drawer slide
380203-01	Piano hinge, 1/8" pin, clear anodized
381000-06	Hinge, .092 stainless, 2.0" open, 56"long
381601	Hinge, antique brass
380210	Hinge, 2", bed top
385935	Brass pivot hinge, medicine cabinet mirror
381147	Door support, spring loaded, roof locker
381443-01	Sliding door set, includes carriers, top plate and track
200009	Sliding door guide
*381385	Dual lock #400
*381386	Dual lock #170

*These two parts work similar to Velcro but have interlocking knobs rather than hooks and loops.

1999 CUTTER 35FT. PUSHER

HARDWARE

INTERIOR

381527	Speedy shelf strips
380045	Clothes rod
200975-04	Conduit, flexible, black plastic (covers rod)
380046	Clothes rod mounting bracket
340088	Retainer clip, medicine cabinet door mirrors
381612	Mirror clip, holds mirror in wood frame doors
381263	Bracket, prop w/ball, straight(rear bed top)
381262	Bracket, prop w/ball, angled
381549	Gas spring, SPD-GS-2300-150
381158	Lift handle, rear bed top
381530	Drawer latch, flexible black T handle
381626-02	Towel bar, chrome and brass
380248	Soap holder, chrome
380034	Toilet paper holder, chrome
380017	Holder, tooth brush and tumbler

1999 CUTTER 35FT. PUSHER

SECTION IV LY GAS

L through Z

LABELS and TAGS IV-1

OPTIONS IV-3

PLUMBING

LPG IV-4

Utility compartment..... IV-5

Fresh water IV-6

Faucets IV-9

Drain water IV-13

Toilet IV-17

SAFETY EQUIPMENT IV-18

SEALS/SEALER/PAINT

Gaskets IV-19

Sealer IV-21

Adhesive IV-22

Paint IV-22

UPHOLSTERY/FOAM/MATTRESS..... IV-23

VENTS/FANS IV-25

WOOD/INTERIOR TRIM IV-26

1999 CUTTER 35FT. PUSHER

LABELS AND TAGS

385103 Plate, RVIA
385531 FMVSS certification label
385815 Name plate, motorhome hitch rating
385095 Tag registry#11999
385465 Label, exit warning (English)
385463 Label, warning label/cooking appliance
385464 Label, LP gas warning label (odor)
385788 Warning label, pilot light/refuel
385101 Tag, auxiliary tank dump valve handle
385099 Tag, black tank dump valve handle
385063 Label, drain cap
385062 Decal, 110-125 voltage AC
385309 Decal, fuel fill
385547 LP gas warning/fill label
385141 Tag, seat, clear w/black letters
385518 Label, dimension and clearance
385193 Label, 12Volt distribution inside
385560 Air conditioner rating label
385561 Generator rating label
385565 Label, holding tank flushing
385805-01 A/C priority switch label-front
385805-02 A/C priority switch label-rear
385812 Label, Calif. hazardous substance
385609 Label, smoke detector
385612 Label, parking brake warning
385829 Decal, fuse and relay
385828 Decal, fuse panel warning
385851 Label, cellular phone

(continued)

1999 CUTTER 35FT. PUSHER

LABELS AND TAGS

385933	Label, name set relay
385941	Label, waste water holding
385942	Label, sewage holding tank
385943	Label, "cap must be in place"
385947	Label, 10 amp fuse maximum
385098	Label, seat occupancy
385608	Label, sewer hose
385829	Decal, fuse and relay
385828	Decal, fuse panel
385931	Decal sheet, utility compartment
385966	Label, inverter circuit
385988	Decal, water heater
385989	Decal, mirror heat
385946	Label, warning, slide out operation

1999 CUTTER 35FT. PUSHER

OPTIONS

690337	Video cassette player-Audiovox
511310	Video control center
203153-01	Skylight, 22 x 22 clear
203152-03	Skylight trim out 22 x 22 x 4
702804-02	Shade, pleated, 20.25 x 21.00
*690352-01	Washer/dryer, Combo Matic 2000
962662	Laundry cabinet assembly
381564	Vent w/wall thermostat, Fantastic #2000TRS
690396-04	Range, 3 burner w/oven, Maytag
690373-02	Refrigerator, 10CF, 2-way, RH, RM7732 w/ice
801225-04	Refrigerator door insert, 54.88 x 16.44
801225-05	Refrigerator door insert, 54.88 x 10.06
511303	Generator, Onan 7.5 QD
511303-0	Remote start switch w/panel
203111-05	Top RS armrest, diesel
702679-xx	Awning, front door, 4' (see awnings page II-13)
702679-19	Hardware, awning, front bus door
702679-20	Air foil kit, 4' Dometic awning
203202	Armor, body, (front nose shield)
963421-03	Table assembly, free standing dinette
964502	Chair, dinette, folding, oak

*Do to availability Kariba #WDS1043 may be substituted unless otherwise specified. Kariba and Combo Matic both fit in the same cabinet and have the same hook-ups.

1999 CUTTER 35FT. PUSHER

PLUMBING

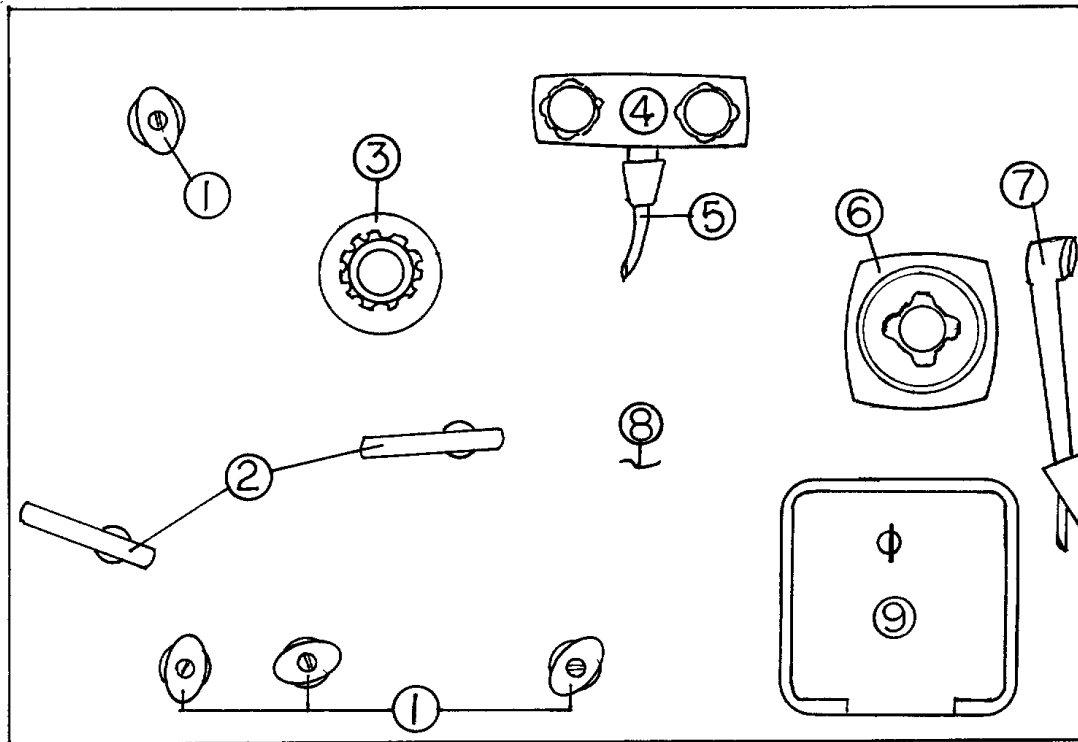
LPG

601681	LP tank, 50.3 gal, liquid/vapor
511229	Sending unit, 90 ohm, Snap-on
601277	Regulator, LP gas, 2 stage, Marshal Brass
425546	Bracket, LP regulator
201649	Access cover, LP regulator
601335	LP hose, tank to regulator, 35 in.
601527-02	LP hose, high pressure liquid, 51in.
601527-01	LP hose, high pressure liquid, 56in.
601279	LP hose, low pressure, 18in.
601412-08	Connector, 1/2 pipe to 3/8 flare
601412-12	Connector, 1/2 pipe to 5/8 flare
601515	Fitting, brass 1/4 x 1/4 inverted flare
601523-23	Fitting, 1/2 hose x 1/2 MPT, brass
601280	Fitting, brass elbow, 1/4 MPT x 1/4 FPT
600008	Tubing, copper, 3/8in.
600435	Flare nuts, forged, 3/8in.

1999 CUTTER 35FT. PUSHER

PLUMBING

FRESH WATER-UTILITY COMPARTMENT



- 1) 601698-07 Shut-off, 1/2 barb x1/2 barb
- *2) Dump valve rods
- *3) 601197-01 Water hook up, black tank flush
- 4) 601592-03 Shower valve
- 5) 601592-02 Shower hose, white, 59in.
- 6) 601392 City water hook-up w/regulator
- 7) 601592-01 Shower head, white
- 8) 386013 Plumbing panel, utility, stainless steel
- 9) 601229-01 Compartment, sewer hose (no metal hose)
- 601610 Metal conduit, 4" x 10'-hose carrier
- 601610-03 Ell, 45 degree-4"
- 601610-04 Cap w/stop-4"

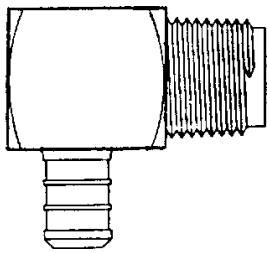
*See drainage for more detail

1999 CUTTER 35FT. PUSHER

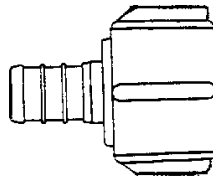
PLUMBING FRESH WATER

- 601612-01 Tank, fresh water, 35 w/slide
- 601632-02 Tank, fresh water, 35 non slide
- 601709 Check valve, w/rubber flap(over flow)
- 600139 Check valve, brass
- 601061-01 Water pump, Shurflo
- 600593 Filter, pre water pump
- 601392 City water hook-up w/regulator

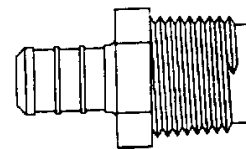
FITTINGS



601698-04
Elbow, 1/2 barb
x 1/2 MPT



601698-03
Coupler, 1/2 barb
x 1/2 FPT

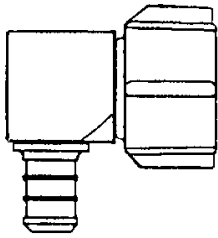


601698-02
Coupler, 1/2 barb
x 1/2 MPT

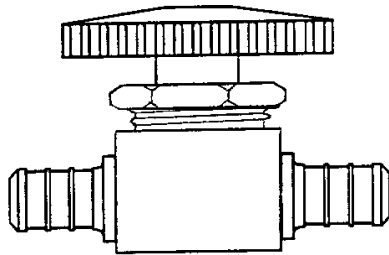
(continued)

1999 CUTTER 35FT. PUSHER

PLUMBING FRESH WATER-FITTINGS



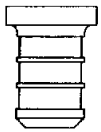
601698-05
Elbow 1/2 barb x
1/2 FPT



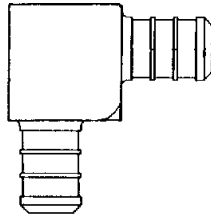
601698-07
Shut-off, 1/2 barb x
1/2 barb



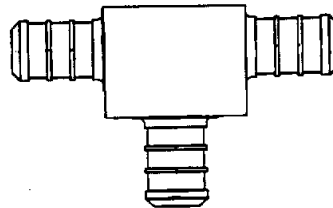
601698-08
Coupler
1/2 x 1/2 barb



601698-09
Plug, 1/2 barb



601698-10
Elbow 1/2 barb x
1/2 barb



601698-11
Tee, 1/2 x 1/2 x
1/2 barb



601698-15
Crimp ring, 1/2
E-Pex, 1/2 (black)



601698-01
E-Pex tube, 1/2"

(continued)

1999 CUTTER 35FT. PUSHER

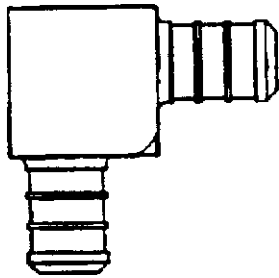
PLUMBING FRESH WATER-FITTINGS




601698-16
Crimp ring, $\frac{3}{4}$
E-Pex, black



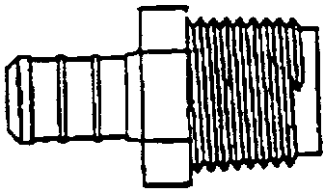
601698-12
E-Pex tube, $\frac{3}{4}$ "



601698-13
Elbow, $\frac{3}{4}$ x $\frac{3}{4}$ barb



601698-18
Tee, $\frac{3}{4}$ x $\frac{1}{2}$ x $\frac{3}{4}$ barb

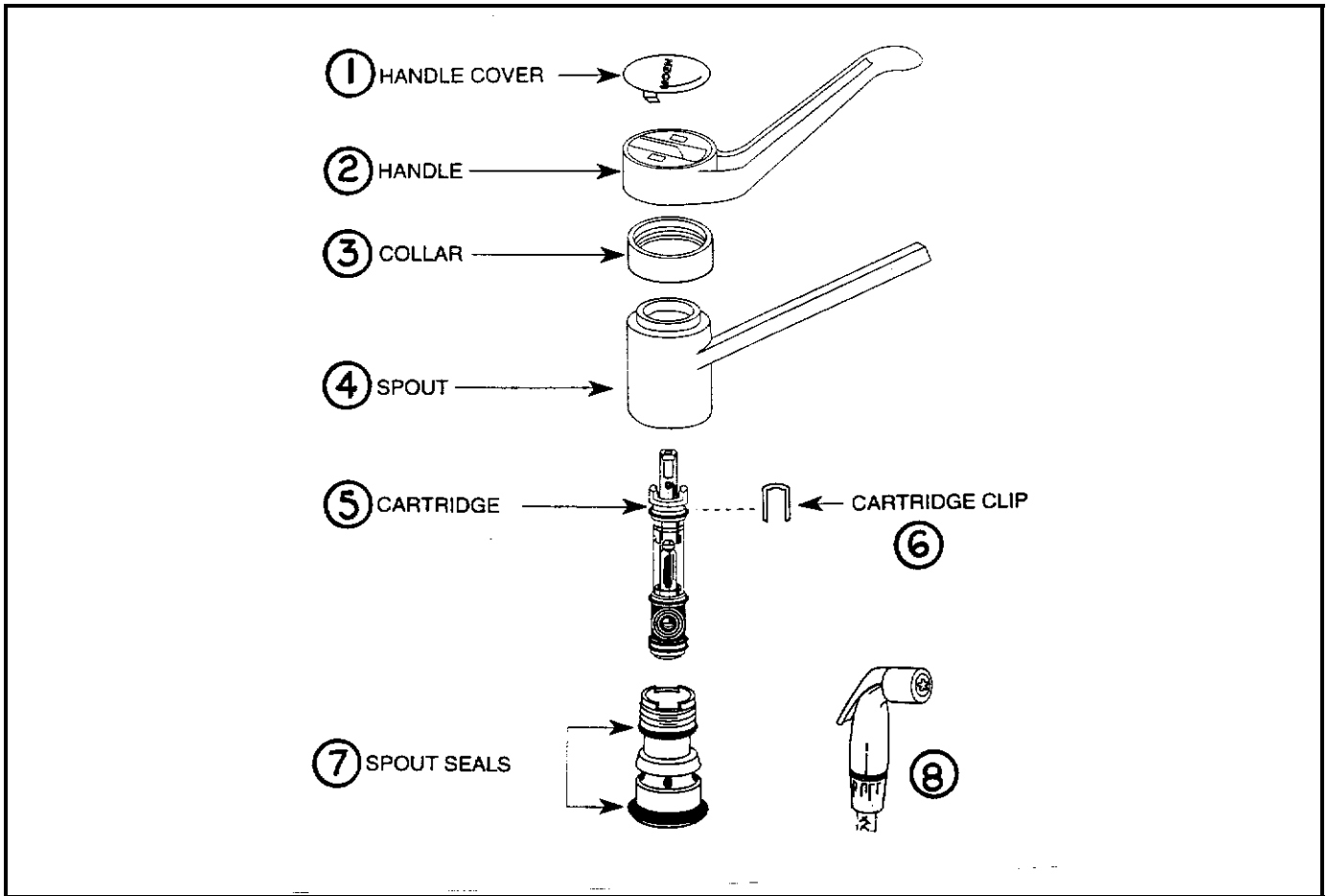


601698-19 Coupler,
 $\frac{3}{4}$ barb x $\frac{3}{4}$ MPT

1999 CUTTER 35FT. PUSHER

PLUMBING

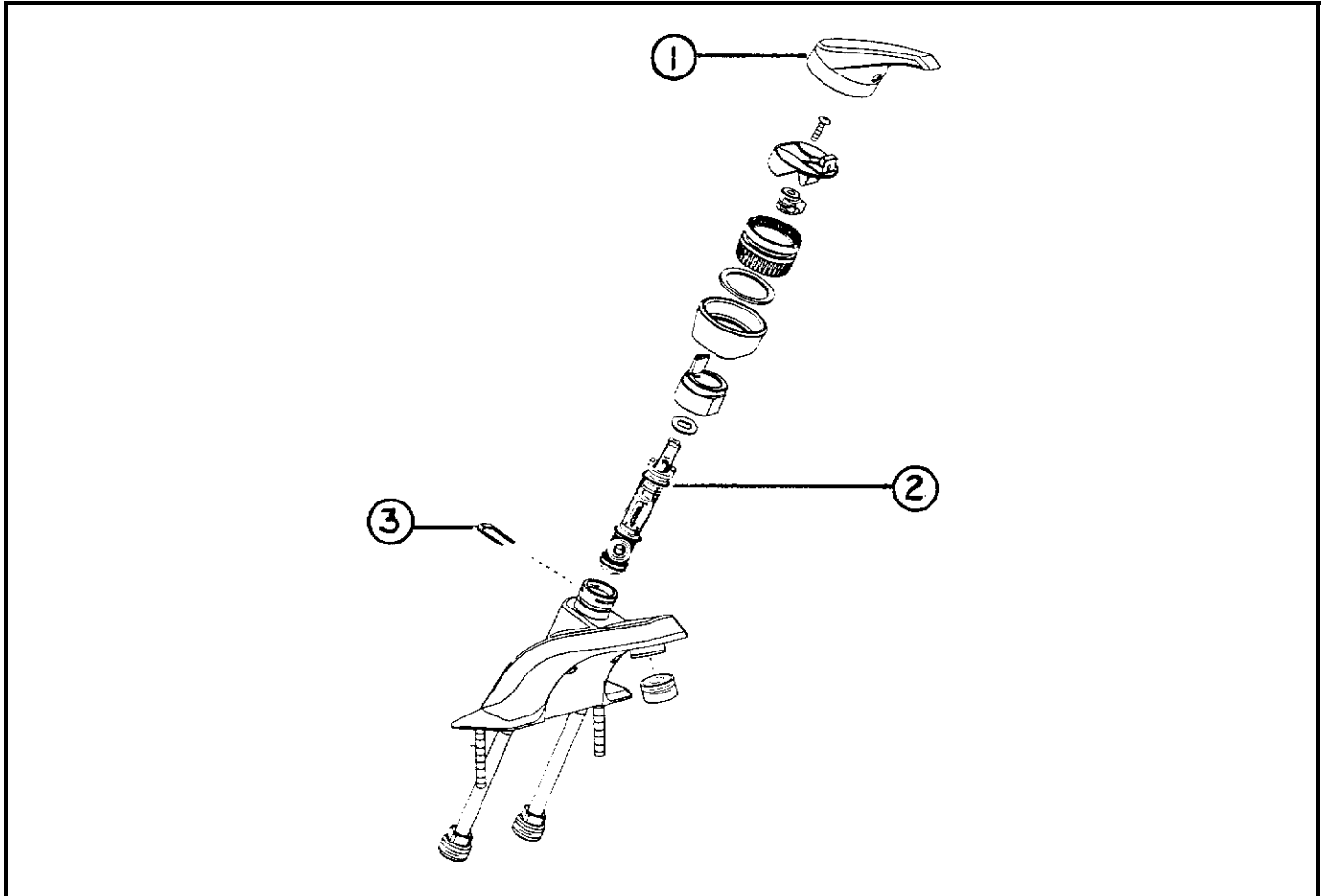
FRESH WATER-FAUCETS



601705 FAUCET, GALLEY, MOEN #7215S

- | | |
|---------------|--------------------------------|
| 1) 601705-972 | Handle cover, sand |
| 2) 601705-444 | Handle, sand |
| 3) 601705-694 | Collar, sand |
| 4) 601705-915 | Spout, sand |
| 5) 601579-106 | Cartridge, Moen |
| 6) 601579-105 | Clip, cartridge retainer |
| 7) 601705-117 | Spout seals, Moen 7215S |
| 8) 601705-873 | Spray head/hose assembly, sand |

1999 CUTTER 35FT. PUSHER
PLUMBING
FRESH WATER-FAUCETS

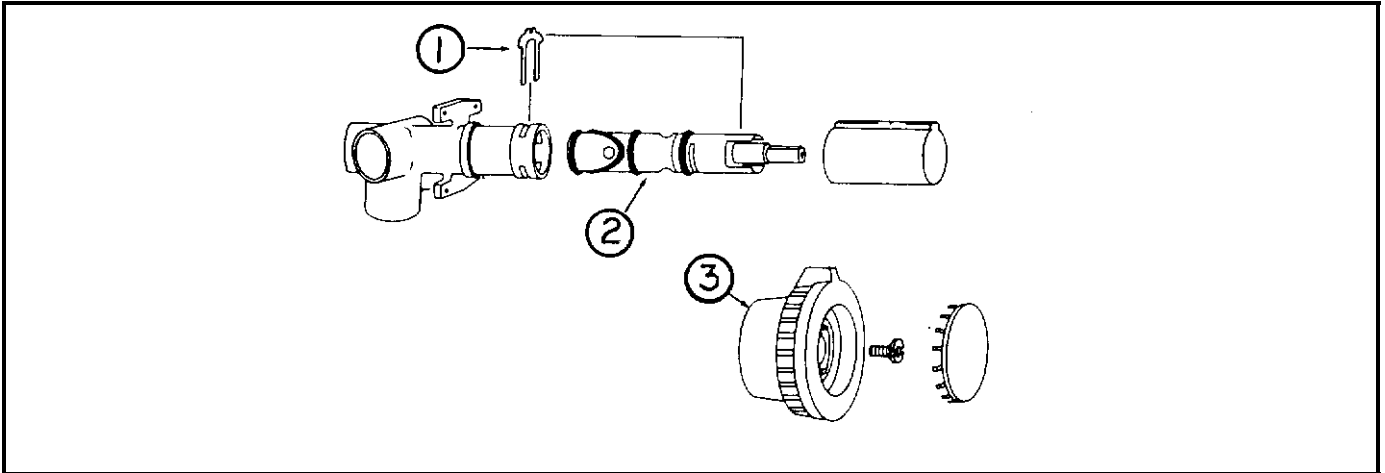


690390-02 Faucet, lavatory, Moen, brass/chrome

- 1) 690390-100 Lever handle
- 2) 601579-105 Cartridge
- 3) 601579-104 Retainer clip

1999 CUTTER 35FT. PUSHER

PLUMBING FRESH WATER-FAUCETS



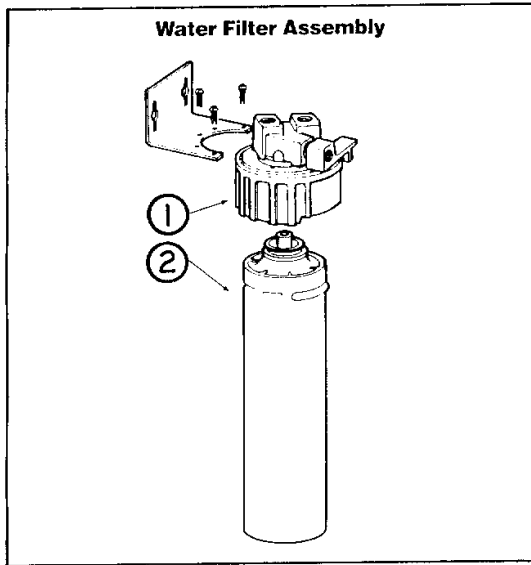
601420-02Faucet, shower

- | | |
|---------------|---------------|
| 1) 000883 | Retainer clip |
| 2) 601420-100 | Cartridge |
| 3) 001041 | Handle |

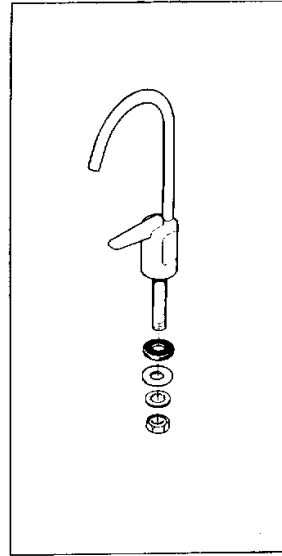
- | | |
|------------|------------------------|
| 601358-100 | Shower head , chrome |
| 600330 | Shower hose, chrome |
| 600332 | Vacuum breaker, chrome |

1999 CUTTER 35FT. PUSHER

PLUMBING FRESH WATER-FAUCETS



- 1) 005273Head, water filter
- 2) 960112Cartridge, filter



- 601401 Faucet, water

1999 CUTTER 35FT. PUSHER

PLUMBING DRAIN SYSTEM

601644-01	Holding tank, gray
601604-05	Holding tank, black
601441	Tank flush, no-fuss(vacuum breaker and check valve)
601441-01	Nozzle, tank mounted, no-fuss flush
601197-01	Water hook-up, chrome, black tank flush
601607-08	Sewer hose, 20', w/hose adaptor
601229	Compartment, sewer hose storage(less metal housing)
601610	Metal conduit, 4" x 10'-hose carrier
601610-03	Ell, 45 degree-4"
601610-04	Cap with stop-4"
601607-02	Valve assembly, 3"
601607-10	Dump valve rod extension, 19"
601607-04	Extension rod, threaded, 5 1/2"

FITTING-BELOW FLOOR

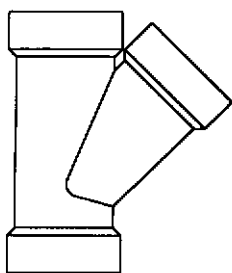
195329-229	Reducer adapter, 3" to 1.5"
601251	Adapter.3" termination
0310107	Waste valve adapter
600820	3" Single socket, 90 degree
601160-02	Pipe, ABS, 1.5"
601160-04	Pipe, ABS, 3.0"
601607-06	Bayonet ring, glue on, 3"
601607-07	Bayonet cap, 3"

1999 CUTTER 35FT. PUSHER

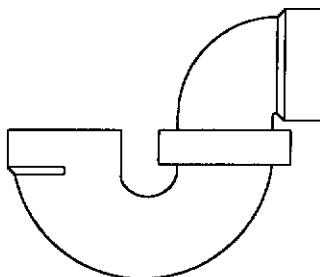
PLUMBING DRAIN SYSTEM-ABOVE FLOOR

601266	Closet flange, 3" x 4", slip fit, tank to toilet ADP.
201999	Shower stall, almond-35 slide out
601362-02	Drain, polished chrome
600594	Strainer w/rubber stopper
203037	Shower/tub, fiberglass-35 non slide
601362-02	Drain, polished chrome
600594	Strainer w/rubber stopper
200406-06	Lavy bowl, oval-includes tail, basket and stopper
601497-01	Sink, galley, porcelain, almond
195362-39	Sink strainer w/stopper, 2"
601700	Hose, drain, Kaf-Flex 1.5", galley slide out
964233	Plumbing support, galley slide out

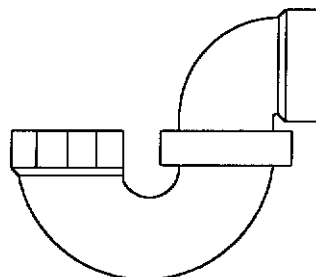
FITTINGS, 1.5" PLASTIC



**WYE
#2301
600094**



**P-TRAP
1.5" W/O SLIP NUT
600144**




**P-TRAP
1.5" WITH SLIP NUT
600622**

(continued)

1999 CUTTER 35FT. PUSHER


PLUMBING FITTINGS, 1.5" PLASTIC



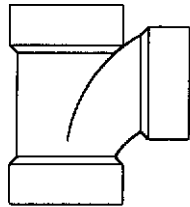
VENT 1.5"
600538



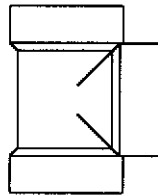
PLUG 1.5"
600155



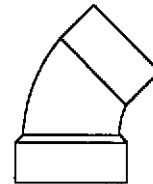
CAP 1.5"
601677



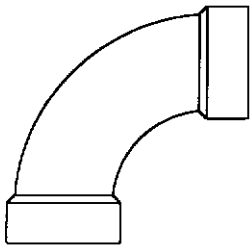
TEE-SANITARY
1.5"
600156



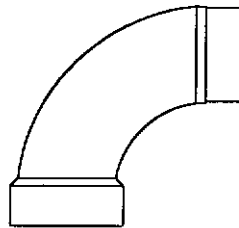
TEE-BI DIRECTIONAL
CLEAN-OUT 1.5"
601318



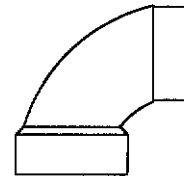
ELBOW 45D
LONG ST
600027



ELBOW 90D
LONG TURN
600035



ELBOW 90D
LONG ST
600431



ELBOW 90D
SHORT ST
600662



REDUCER 1.5" TO 1.25"
601263



ADAPTER
601676



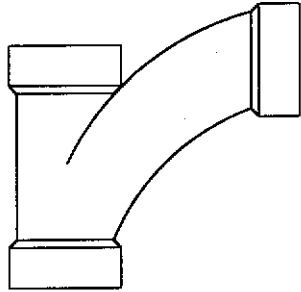
ADAPTER
W/FEMALE THREADS
600308

(continued)


1999 CUTTER 35FT. PUSHER

PLUMBING

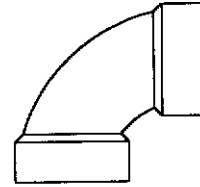
FITTINGS, 1.5" PLASTIC



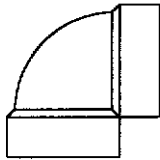
**WYE 1.5"
1/8" BEND
600182**



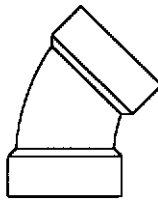
**COUPLING
1.5"
600227**



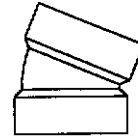
**ELBOW 90D
SHORT SWEEP
601636**



**ELBOW VENT
90D
600033**

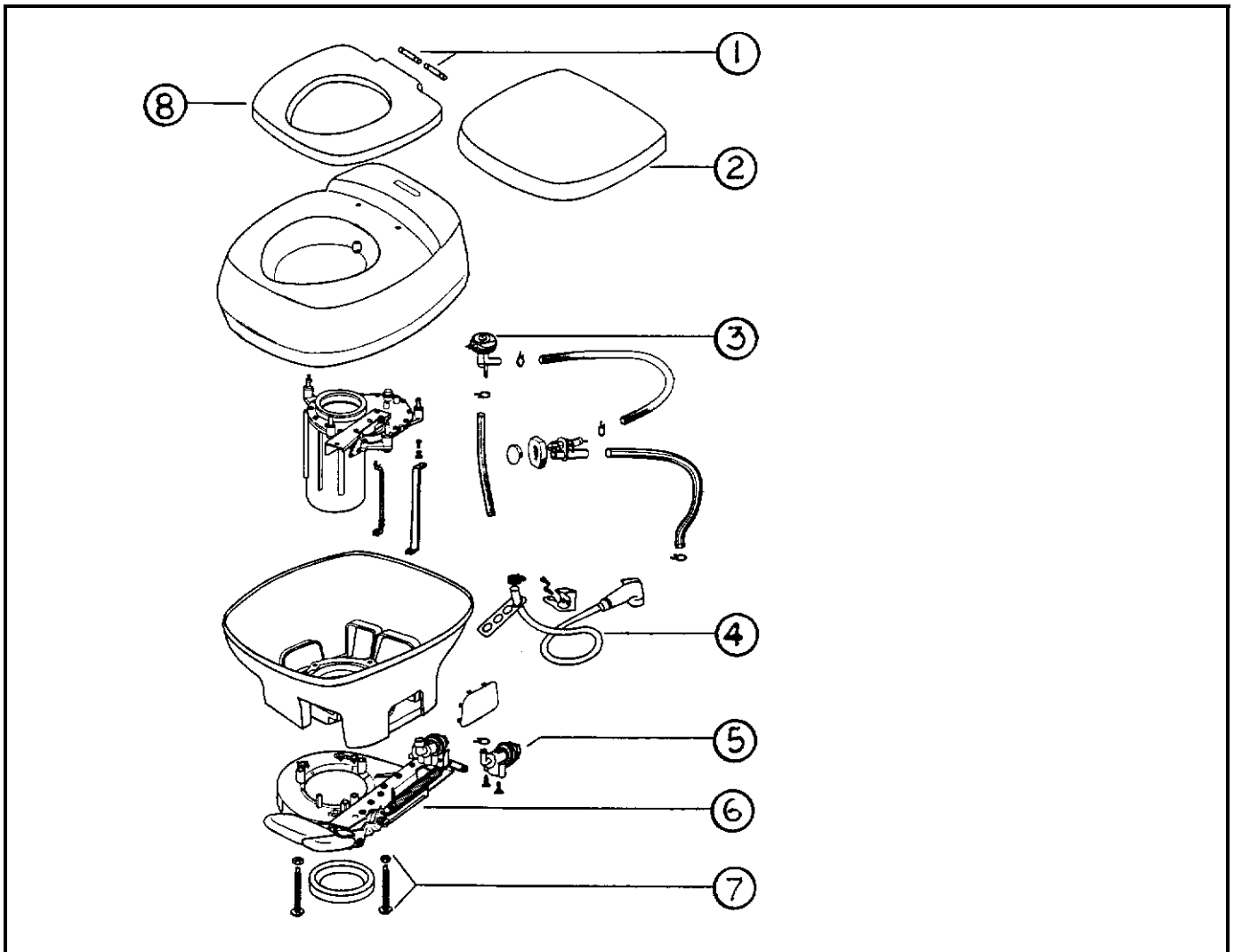


**ELBOW 45D
LONG TURN
600030**



**ELBOW 22.5D
SHORT TURN
600116**

1999 CUTTER 35FT. PUSHER PLUMBING



690386 Toilet, Thetford China, Aurora, bone

- | | |
|---------------|--|
| 1) 690386-101 | Hinge pins, seat, Aurora |
| 2) 690386-102 | Seat cover, bone, Aurora |
| 3) 690386-103 | Vacuum breaker, Aurora |
| 4) 690386-104 | Hand spray kit, Aurora |
| 5) 690386-105 | Ball valve kit, Aurora |
| 6) 690386-106 | Lower mechanism assembly, bone, Aurora |
| 7) 690386-107 | Closet flange seal & bolt kit |
| 8) 690386-108 | Seat, bone, Aurora |

1999 CUTTER 35FT. PUSHER

SAFETY EQUIPMENT

510781	Detector, smoke #1056 w/silencer
511343	Detector, carbon monoxide-9 volt
511309	Detector, LPG
510734	Alarm, back-up
381069	Seat belt kit, cocktail chair
690381-01	Fire extinguisher 10 B: CUL
690381-02	Fire extinguisher 10 B: CULC (Canadian)
380188	Emergency warning triangle, set of 3

1999 CUTTER 35FT. PUSHER
 SEALER, GASKETS, PAINT, ADHESIVES
 GASKETS



1) 365205



2) 365237-01



3) 365232



4) 365214



5) 201260



6) 381524



7) 381665



8) 365013-01



9) 365009

1) 365005

Gasket, weather strip, rear trunk door

2) 365237-01

Seal, dust, compartment door edge (replaced 365208 mid 98 model)

3) 365232

Seal, main door/compartment door jamb

4) 365214

Gasket, seal-compartment door hinge and main door jamb

5) 201260

Insert, windshield gasket, rubber

6) 381524

Gasket, windshield, includes center strip

7) 381665

Gasket, window to body, door jamb

8) 365013-01

Gasket, screen door, low density foam

9) 365009

Gasket, screen door, at bottom notch

1999 CUTTER 35FT. PUSHER

SEALS

Sealer, gaskets, paint, adhesives

GASKETS-SE-GI WINDOWS



1) 371366-103



2) 371366-102



3) 371366-104



4) 371366-105

1) 371366-103

Track, window screen, Se-Gi

2) 371366-102

Track, sliding pane, Se-Gi

3) 371366-104

Wiper seal, vertical, Se-Gi

4) 371366-105

Screw cover, clamp ring, Se-Gi

1999 CUTTER 35FT. PUSHER
SEALER, GASKETS, PAINT, ADHESIVES

SEALER

360052	Vulkem sealer, black,
360180	Sika flex #221
360268-01	Liqua Seal, roof, white
360216	Caulk, latex, brown
365001	Tape, double coated foam
360074	Sealant, GE RTV, white
360002	Vulkem sealant, gray
360176	Sealant, almond, bathroom
360210	Sealant, paralastic #4334-04 (refrigerator compartment sealer)
360283	Silicone sealer, Corian bone

1999 CUTTER 35FT. PUSHER SEALER, GASKETS, PAINT, ADHESIVES

ADHESIVES

702791	Border adhesive
800639-02	Adhesive, oak plank flooring
360270	Adhesive spray, Sta-put, ceiling panels (reference only, not available for shipment)
36026	1Glue, urethane

PAINT

Each vehicle has been provided with a sheet listing the paint color codes on that particular motorhome. Also, each motorhome is shipped with touch-up paint for each color.

A back up color chart for each motorhome is kept in Airstream's files. If calling Airstream for this information ask for "Sales" and have the serial number available for them.

360208	Stain, gal, medium oak
365244	Lacquer, clear, used on wood

MISCELLANEOUS

360179	Undercoat, Pennzoil II
6000329	Tape, silver, 2" wide
200518	Spline, gray, screen insert
380079	Screen, gray

1999 CUTTER 35FT. PUSHER

UPHOLSTERY/FOAM/MATTRESS

702674	Mattress, 60" x 75" w/45 degree corner
701611	Pillow 21" x 31"
*702676-418	Bedsread , J model, Peridot
963096	Head board, 62"wide
702926-04	Pillow kit, South Beach
702896-04	Pillow kit, Blue Bayou
702883-04	Pillow kit, Alex. Julian
702881-05	Pillow kit, Peridot
702932-04	Pillow kit, Vintage Leaf
702901-01	Swivel chair, Villa
*702899-418	Sofa, jackknife, 68", Villa, 35' slide out, Peridot
*702900-418	Sofa, jackknife, 74", Villa, 35' non slide, Peridot
702897-01	Seat, driver, power w/belts
702898-01	Seat, passenger, non power, w/belts

*Changing the dash number changes the upholstery color:

- 318=Blue Bayou
- 418=Peridot
- 258=Beach
- 248=Vintage
- 098=Alexander

1999 CUTTER 35FT. PUSHER

UPHOLSTERY/FOAM/MATTRESS

964500	Upholstered back, aft dinette
702464-19	Foam, dinette, upper back, RH
702464-07	Foam, dinette, lower back
964501	Upholstered back, forward dinette
702464-20	Foam, dinette, upper back, LH
702464-07	Foam, dinette, lower back
998070	Cover, seat, side dinette
702464-09	Foam, dinette, aft seat
702464-11	Foam, dinette, forward seat
998071	Cover, back, side dinette

1999 CUTTER 35FT. PUSHER

VENTS/FANS

381207-02	Vent w/screen, refrigerator, roof
511152-11	Range exhaust, w/monitor
511152-01	Vent cover, exterior, range exhaust
203148-01	Skylight, heavy duty, 14.5" x 22.5"
203148-02	Trim dome, inner, skylight, 14" x 22"
381541-06	Roof vent w/power lift
381541-02	Switch, roof vent
381450	Vent, roof, Fantastic#6000RBT
511376	Fan, defrost, oscillating
381631-01	Skylight, plastic, neo-angle 22" x 22"


1999 CUTTER 35FT. PUSHER

WOOD/INTERIOR TRIM

801176-03	Paneling, interior wall, 1/8" x 4' x 7', Solitude
203147-01	Trim, divider bar, interior panels, Solitude
800507-01	Paneling, luan, 1/8" x 4' x 8'
800397-01	Cedar, planked, 5/32" x 4' x 8'
201728-01	Extrusion, ceiling trim retainer
201728-04	Extrusion, ceiling trim
801177-01	Paneling 1/2" x 4' x 8', G2S, solitude/solitude
801185-01	Paneling 1/2" x 4' x 8', G1S, solitude/raw
801233-01	Paneling 1/4" x 4' x 8', G1S, solitude/raw
801180	Paneling 1/2" x 4' x 8', G2S, oak/oak
801179	Paneling, 1/2" x 4' x 8', G1S, oak/raw
801182	Paneling 5/32" x 4' x 8', G2S, oak/oak
801181	Paneling 5/32" x 4' x 8', G1S, oak/raw
801229	Laminate, oak, 4' x 8'
800631	Handrail, oak, 23"
963990	Magazine rack

1999 CUTTER 35FT. PUSHER

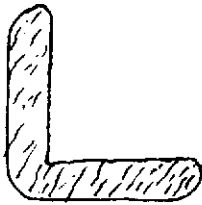
WOOD/INTERIOR



1) 801206-01



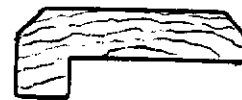
2) 964152-01



3) 801175



4) 800571-01



5) 800617-01



6) 801172-01
6a) 801172-03



7) 801173-03




8) 801173-04

- | | |
|---------------|------------------------------------|
| 1) 801206-01 | Molding, floor, oak, 43" |
| 2) 964152-01 | Molding, chair rail, oak |
| 3) 801175 | Molding, corner, Solitude |
| 4) 800571-01 | Molding, oak, flat 1/4"x33/64"x80" |
| 5) 800617-01 | Molding, wainscoat, oak |
| 6) 801172-01 | Molding, flexible corner, oak |
| 6a) 801172-03 | Molding, flexible corner, Solitude |
| 7) 801173-03 | Molding, flat radius, .88" oak |
| 8) 801173-04 | Molding, flat radius, 1.13" oak |

(trim continued)

1999 CUTTER 35FT. PUSHER

WOOD/INTERIOR TRIM



1) 800573-01



2) 800572-01



3) 201728-04



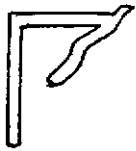
4) 201728-01



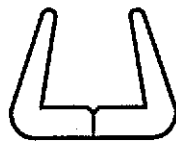
5) 203159-01



6) 201666



7) 201790-01

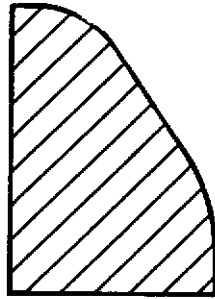


8) 203138-01

- 1) 800573-01 Molding, door edge 1 3/32" x 80"
- 2) 800572-01 Molding, panel edge, oak 23/32" x 80"
- 3) 201728-04 Extrusion, ceiling trim
- 4) 201728-01 Extrusion, ceiling trim retainer
- 5) 203159-01 Trim, divider bar, interior panels, Solitude
- 6) 201666 Molding, J 3/16, plastic
- 7) 201790-01 Molding, cove, white, ceiling to wall
- 8) 203138-01 Extrusion, wall, plastic, white (panel edging)

1999 CUTTER 35FT. PUSHER

WOOD/INTERIOR TRIM



1) 800576-01



2) 801189

1) 800576-01 Molding, bath door stop, oak

2) 801189 Trim, bath door jamb, oak

SLIDE OUT ROOM INTERIOR TRIM

964267 Molding, decorative oak, slide out trim, 84"

964267-01 Molding, decorative oak, slide out trim, 120"

964101-02 Facia, decorative oak, corner block, slide out