

STANDARD FEATURES

Legacy 1993

AUTOMOTIVE

454 Cu. In. Chev. Engine
208" W.B. (34'), 16,000# GVWR
178" W.B. (30'), 14,800# GVWR
Automatic 4-Speed Overdrive w/Elec. Control
Rear Suspension Enhancement
Bright Wheel Simulators
Radial Tires with Spare Tire Winch and Tire
Quartz Halogen Headlamps
105 Amp Alternator w/Heavy Duty Isolator
Pantograph Wipers w/Wet Arm and
Controlled Cycle
Battery, Main (1) and Auxiliary Batteries (2)
Battery Disconnect (Main & Auxiliary)

EXTERIOR

Laminated Roof, Sidewalls and Floor
Undercoating
Full Slider Windows
Styled Exterior Manual Mirrors
Awning Rail
Tinted Glass
Bumpers, Molded, Front and Rear

120 Volt Exterior Outlet
Locking Fuel and Water Doors
Exterior Water Service with Shut-Off
71 Cu. Ft. of Lighted Exterior Storage (30')
85 Cu. Ft. of Lighted Exterior Storage (34')
Electric Operated Entrance Step (Single)
Electric Keyed Dead Bolt - Main Door

COCKPIT

Auto. A/C with Side Window Defrost
with Bi-Level Function
Emergency Start Solenoid (Switched)
Control Stick: Turn Signal, Cruise, Wipers/Washers
Headlight On Buzzer
Deluxe Side Panels
Driver and Co-Pilot Seats with Swivel
and Reclining Mechanism
Driver Door with Power Window
Privacy Blackout Curtain (Wrap Around)
AM/FM Cassette, Digital, with 4 Speakers
Motorcover Beverage Tray
Instrument Panel (Analogue)
Front Overhead Cabinet

GALLEY

High Pressure Laminate Countertop
Stainless Steel Sink with 1 Sink Cover
Dinette: 38" x 71" in 34';
32" x 68" in 30'
Spice Rack

INTERIOR DECOR

Oak Cabinets with Solid Oak Doors
Fabric Ceiling
Decorative Pillows
Pleated Day/Night Shades in Bedroom
Mini Blinds - Lounge, Galley and Bath
Swivel Chair(s) with End Table:
2 Chairs in 34', 1 in 30'
Pull Shade on Main Door

BEDROOM

Mattress - Innerspring
Bedsprad and Pillows
Wardrobes, Lighted, Cedar Lined,
Mirrored Oak Doors
Rear End Locker

BATHROOM

Chrome Fixtures
Lighted Mirror
Single Pivot Shower Door - 34'
Sliding Shower Door with Towel Bar - 30'
Bath Door Opens to Dressing Room

APPLIANCES/ELECTRICAL

4-Burner Cooktop with Storage Drawers
2-Way Auto Refrigerator; 2 Door/8 Cu. Ft.
6 Gallon Water Heater and DSI
35,000 BTU Furnace
L.P. Pressure Gauge in Refrigerator Comp.
Smoke Detector
Fire Extinguisher
Systems Monitor Panel
50 Amp Power Center (Converter) Interior
Walkway Lights
Exterior Lighting Pkg (Inc.: Patio, Utility
and Step Light)
30 Amp Power Cord
TV Antenna with Booster (Includes Cable Hook-
Up, Telephone Hook-Up and VCR Prewire)

GENERAL SPECIFICATIONS

	30'	34'
DIMENSIONS AND WEIGHTS		
Length	31'2"	34'
Interior Width	7'6"	7'6"
Interior Height	6'7"	6'7"
Exterior Height W/Air	10'2"	10'2"
Rear Overhang	12'1"	12'4 1/2"
ASW Weights*	12,490#	13,280#
Exterior Storage Volume (cu. ft.)	71	85
Entrance Door Dimensions	30"	30"
Drivers Door Dimensions	39"	39"
CAPACITIES		
LPG Tank	80#	80#
Fuel Tank (Gallons)	80#	80#
WATER TANK		
Fresh Water With Drain (Gallons)	60	60
Grey Water Tank (Gallons)	36	36
Black Water Tank (Gallons)	29	29

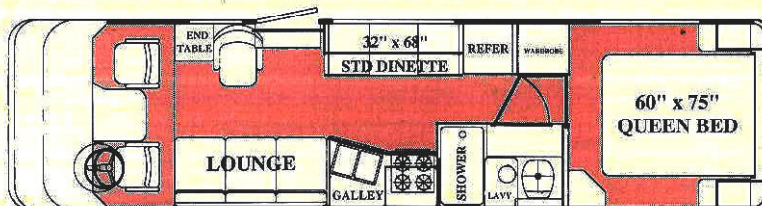
*Approximate standard weight including fuel (w/o water). Optional equipment may increase weight.

Airstream constantly strives to improve its product. All specifications are subject to change without notice. Each vehicle comes with a one-year limited warranty.

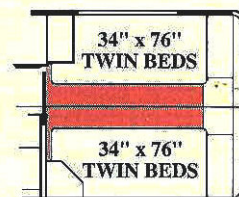
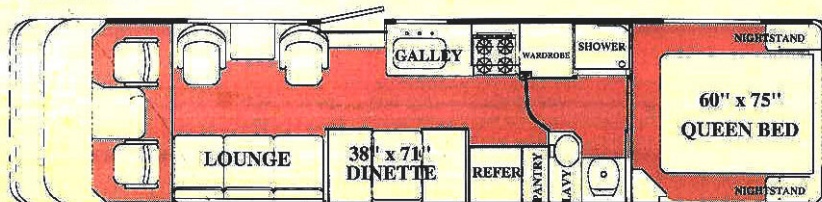
OPTIONAL FEATURES

	30'	34'		30'	34'
Class 1 Trailer Hitch	0	0	28" x 68" Dinette	0	N/A
Leveling Jacks	0	0	Regular Microwave	0	0
Rear Automotive Heater	0	0	Convection Microwave	0	0
Powered Driver Seat	0	0	Air Conditioner-13,500 BTU w/Heat Strip and Manual Controls	0	0
Powered Passenger Seat	0	0	2nd Air Conditioner - 11,000 BTU w/Heat Strip and 5.0 Generator	0	0
Auxiliary Defroster Fans	0	0	13" TV in Dash w/Interlock (12 Volt)	0	0
Spotlight	0	0	9" TV in Bedroom (12 Volt)	0	0
Docking Lights	0	0	Video Cassette Player w/Light in Cabinet	0	0
Driving Lamps	0	0	Coffee Maker	0	0
Chrome Electric Horns	0	0	12V Fluorescent Recessed Ceiling Lights	0	0
Rearview TV Monitor Audio/Video	0	0	Fantastic Roof Vent w/Built-in Thermostat and Rain Sensor	0	0
Exterior Powered Heated Mirror w/Remote Control	0	0	Electric Rewind Power Cord Reel	0	0
Roof Rack and Ladder with Snap Catches	0	0	5.0 KW Generator	0	0
Skylight-Shower/Roof Vent w/Power Lift (In Lieu of Standard Vent)	0	0	4 KW Generator	0	0
Pleated Shades - Lounge and Galley	0	0	Water Purifier with Separate Faucet	0	0
4-Burner Cooktop w/Oven and Black Glass	0	0			

LEGACY 30'



LEGACY 34'



TWIN BED OPTION
30' & 34'

AIRSTREAM

 **THOR**
AMERICA'S BEST RV INVESTMENT