

Chassis	25'	29'	32'	34'	34'
Aluminum Wheels	O	O	O	O	S
Spoked Steel Wheels w/Trim Ring	S	S	S	S	N/A
Radial Tires	S	S	S	S	S
Radial Spare	O	O	O	O	O
Spare Tire Bracket (Ltd., w/Winch)	O	O	O	O	S
Electric Drum Brakes-12"	S	S	S	S	S
Electric Hitch Jack	O	S	S	S	S
Retractable Stabilizer Jacks W/Pads	S	S	S	S	S

Exterior Features

Polished Bumper w/Extruded Lid	O	O	S	S	S
Sewer Hose Storage - Rear Bumper	S	S	S	S	S
Larger Exterior Access Doors (Twin Beds Only)	N/A	S	S	S	S
Rear Entry Door - N/A Twins	N/A	N/A	O	O	O
Keyless Entry	N/A	N/A	O	O	S
Aluminum Step W/Extension	S	S	S	S	S
Door Window, Solar Grey	S	S	S	S	S
Solar Grey Rear Panoramic Windows	O	O	O	O	O
Solar Grey Front Panoramic Windows	S	S	S	S	S
Vista View Windows	N/A	N/A	O	O	O
Stacked Window - Forward of Door	O	O	O	O	O
Wrap Protectors	O	O	O	O	O
Stone Guard - 3 pc.	O	O	O	O	S
LPG Bottle Cover	O	O	S	S	S
40# Aluminum LPG Tanks	O	O	O	O	S
30# Aluminum LPG Tanks	O	O	S	S	N/A
Patio Awning w/Center Support	O	O	O	O	S
Exterior Lighting Pkg.	O	O	S	S	S
CS Underbelly Storage Compartment	S	S	S	S	S
Manual Wind Up Power Cord On Slide Out Tray	S	S	S	S	S
2nd Battery	O	O	S	S	S

Weights & Lengths

LENGTH	MODEL	DRY WEIGHT	HITCH WEIGHT	ADDITIONAL ALLOWABLE	ACTUAL LENGTH
25'	Excella	5100#	700#	1700#	25'11"
29'	Excella	5600#	700#	1200#	29'2"
32'	Excella w/o Dinette	6300#	700#	2000#	32' 9"
34'	Excella	7100#	800#	1800#	35'1"
34'	Limited	7100#	800#	1800#	35'1"

Dimensions

Hitch Ball Height	1' 6 3/4"
Exterior Width	7' 11 1/2"
Exterior Height	With A/C 9' 7 1/2"
Interior Height	With A/C 6' 3 1/2"
Tire Size	ST225/75R15

Capacities

SIZE/MODEL	FRESH WATER TANK	MAIN HOLDING TANK	AUXILIARY HOLDING TANK
25', 29', 32', & 34'	50 gal.	30 gal.	35 gal.

Interior Features	25'	29'	32'	34'	34'
Excella "1000" Pkg.	O	O	O	O	S
Roadside Lounge w/Front Credenza	N/A	N/A	N/A	O	N/A
76" Front Deluxe Flip Lounge w/R.S. Credenza	S	S	S	S	S
Cocktail Chair	O	O	S	S	S
2nd Cocktail Chair	N/A	N/A	O	N/A	N/A
Living Room Lift-up Table	S	S	S	S	S
Writing Table	O	O	O	O	O
Easy Lift Blinds	O	O	S	S	N/A
Pull Shades	O	O	O	O	N/A
Wood Tambour Spice Rack	O	O	S	S	S
Corian Type Galley Top w/Stainless Steel Sink	N/A	N/A	N/A	O	O
Oak Raised Panel Refrigerator Insert	O	O	O	O	S
Planked Oak Galley Flooring	O	O	O	O	O
Sink Covers - 2	S	S	S	S	S
Double Porcelain Sinks (N/A with Corian Galley Top)	N/A	N/A	S	S	S
Double Stainless Steel Sinks	S	S	N/A	N/A	N/A
Bi-Fold Range Cover	S	S	S	S	S
Pull-Out Pantry	S	S	S	S	S
Innerspring Mattress	S	S	S	S	S
Deluxe Foam Mattress	O	O	O	O	O
Quilted Bedspreads And Pillow Covers	S	S	S	S	S
Cedar Lined Wardrobes	S	S	S	S	S
Hardwood Framed Hinged Wardrobe Doors with Mirror	S	S	S	S	S
Booth Dinette w/Side-by-Side Refrigerator	N/A	N/A	N/A	O	O
Free-standing Dinette w/Side-by-Side Refrigerator	N/A	N/A	N/A	O	O
Folding Chairs (2) - (free standing dinette only)	N/A	N/A	N/A	O	O

EXCELLA 1000 PACKAGE

Exterior "1000" Casting
 Easy-Lift Blinds
 (Bedroom, Galley, Bath)
 Entrance Mat
 Tamarak Level
 Screen Door Guard
 Wood Blinds (Lounge & Dinette)
 Zip Dee Chairs (2)
 "Limited" Clock
 Appliance Garage (34' Only)
 High Riser Faucet
 Electronic Control System for
 Air Conditioner

Appliances	25'	29'	32'	34'	34'
4-Burner Range with Oven	S	S	S	S	S
4-Burner Cook Top with Pan Drawer	N/A	O	O	O	O
Combination Range Exhaust Fan and Monitor Panel	S	S	S	S	S
Refer 8 cu. ft. (6 cu. ft. 25' only) (10 cu. ft. 34R)	S	S	S	S	S
Refer with Built-In Ice Maker	N/A	O	O	O	O
Microwave	O	O	S	S	S
Convection Microwave	N/A	O	O	O	O
Deluxe Monitoring System (N/A w/o Alum. LPG Tanks)	O	O	S	S	S
High Riser Faucets	O	O	O	O	S
Water Purifier with Separate Faucet	O	O	O	O	S
AM/FM Cassette Radio	S	S	S	S	S
Deluxe AM/FM/Cassette Radio	O	O	O	O	S
Deluxe AM/FM Radio with CD Player	O	O	O	O	O
Cable TV, Ant. Amp., Telephone Jack	O	O	O	O	S
Manual TV Antenna with Splitter	S	S	S	S	S
TV Jack with 2 - 12-Volt Outlets	S	S	S	S	S
Fluorescent Lights	O	O	O	O	O
Ceiling Vent Fans	O	O	S	S	S
Fan-Tastic Fan — Bedroom	O	O	O	O	O
6 Gallon Water Heater with Elec. Ignition	O	O	S	S	S
13,500 BTU Roof Air with Heat Strip (Manual)	S	S	S	S	S
13,500 BTU A/C with Heat Strip and Electronic Controls	O	O	O	O	S
31,000 BTU Furnace	S	S	N/A	N/A	N/A
35,000 BTU Furnace	N/A	N/A	S	S	S
Dual Furnace(1-35,000, 1-16,000 BTU)	N/A	N/A	N/A	O	O

Systems/Electrical

LP Pressure Gauge in Refrigerator Compartment	S	S	S	S	S
Smoke Detector	S	S	S	S	S
50 Amp Converter w/On-Off Switch	S	S	S	S	S
12-Volt Battery Disconnect	S	S	S	S	S
Pre-Wire for Solar Battery Charger	S	S	S	S	S
7-Way Trailer Plug	S	S	S	S	S
Automatic 2-Stage Regulator	S	S	S	S	S
Water Pump Switch (Galley, Bath)	S	S	S	S	S
Water Heater By-Pass Kit	S	S	S	S	S
Black Water Tank Flush	S	S	S	S	S
Exterior Water Service	S	S	S	S	S

O=Optional, S=Standard, N/A=Not Available

*Not all standard features and options are available on all models. See your dealer for availability of specific options.

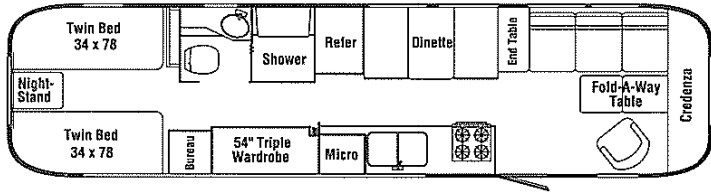
If you are in Jackson Center, Ohio, be sure to take the Airstream factory tour. For more information call 513-596-6111.

Airstream constantly strives to improve its product. All specifications are subject to change without notice. Each vehicle comes with a five-year warranty.

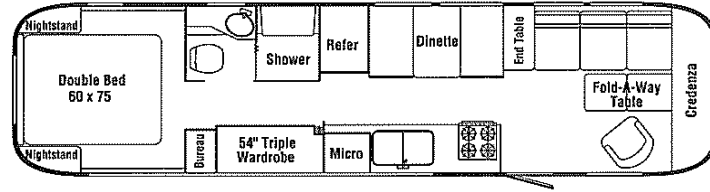
Travel Trailers

AIRSTREAM TRAVEL TRAILER FLOORPLANS

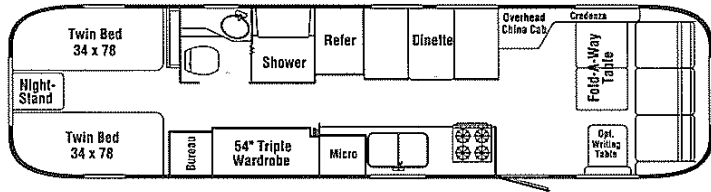
Model 34A Side Lounge
(Excella Only)



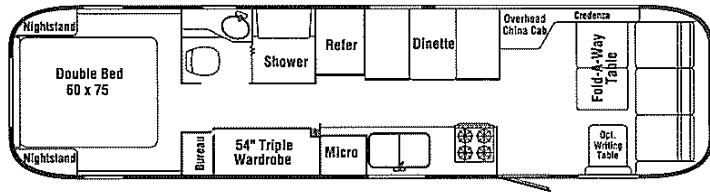
Model 34J Side Lounge
(Excella Only)



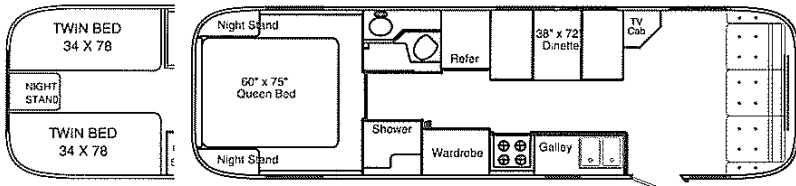
Model 34A



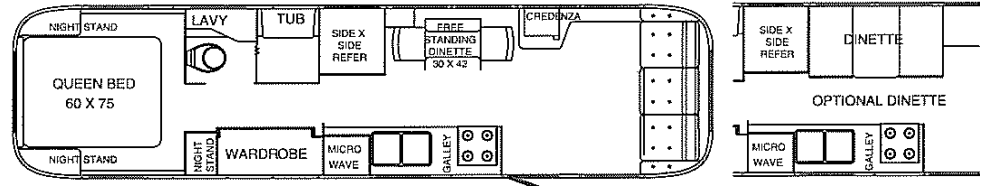
Model 34J



Model 30 Coming November, 1992

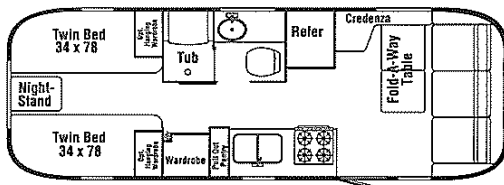


Model 34JR w/Side-By-Side Refer

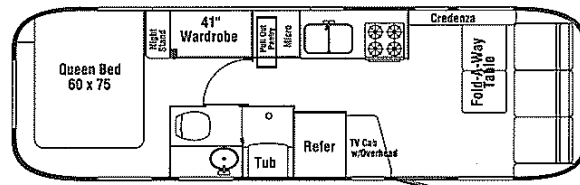


Ask Your Dealer for Specs

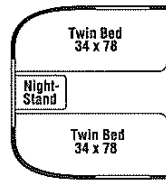
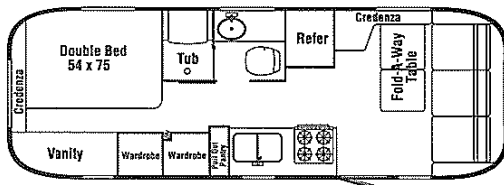
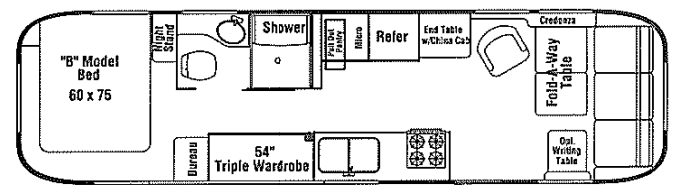
Model 25



Model 29



Model 32



29A & 32A
Twin Bed Option

Sovereign
21'

