




Up to 85 cubic feet of lighted exterior storage space allows you to take along whatever you'll need. The double-walled aluminum compartment doors are durable, tight-fitting, and convenient.



A huge, full-sized rear trunk can easily handle many of the larger essentials for your travel fun and convenience.

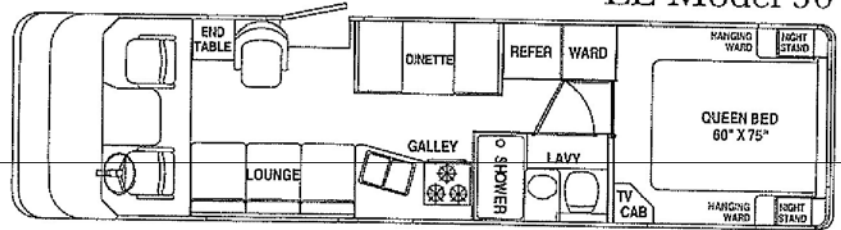


A comfortable front lounge, which instantly converts to a double bed, includes a deep divided storage drawer underneath.

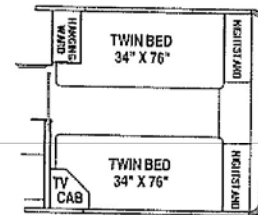
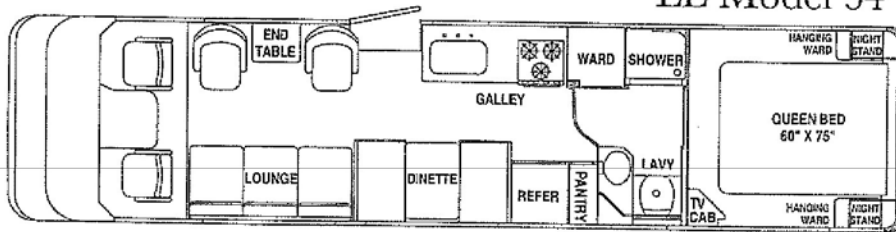


A cockpit-platform storage compartment keeps common items close at hand—includes the fuse block for easy access.

LE Model 30



LE Model 34



Twin Bed Option 30' & 34' only

Chassis

Model 34 Pusher—Spartan 2230 with Cummins 190 HP engine and Allison AT 542 Transmission (230 HP Cummins w/Allison MD 3060, Optional)

Model 34—454 cu. in. Chevrolet engine on 208" W.B., 16,000# GVWR

Model 30—454 cu. in. Chevrolet engine on 178" W.B., 14,000# GVWR

L.P. Jones

LE Model 34 Pusher

