





Location of batteries and fuse blocks behind the engine cover makes routine maintenance easier than ever.



Instrument panels are carefully designed for safe, comfortable driving, and the new control panel located in the driver's door adds even greater convenience.



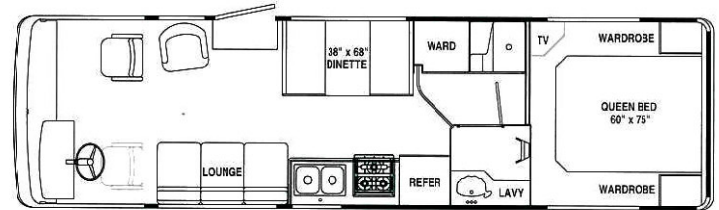

Both heating and air conditioning are controlled by a single, conveniently-placed thermostat.



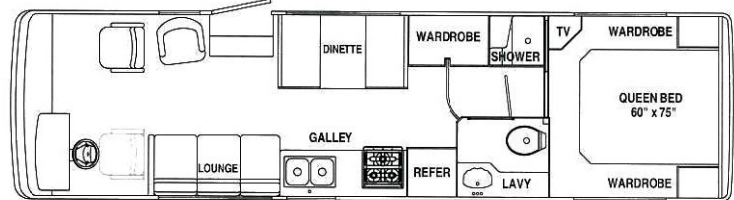
Exterior shower and service hook-ups are all readily accessible in the centrally located system.



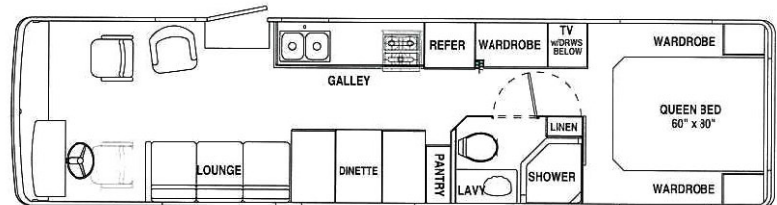
Cutter is designed to provide maximum exterior storage capacity. Large, carpeted compartments with aluminum doors (two pass-through compartments in most models) allow you to carry everything you'll need and give you easy access to it as well.



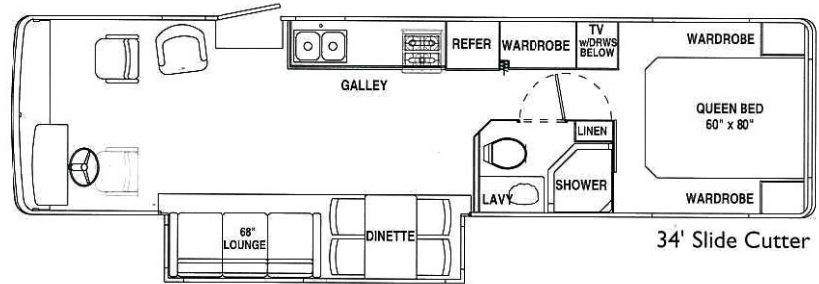
30' Cutter



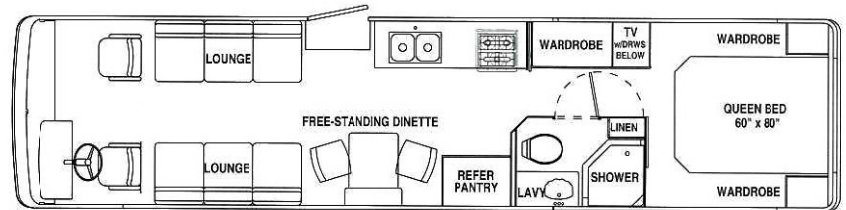
32' Cutter



34' Cutter



34' Slide Cutter



36' Cutter

*Cutter floor plans*