

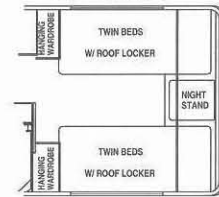
Both heating and ducted roof air conditioning are controlled by a conveniently-placed thermostat.



Alcoa aluminum wheels, standard on the Cutter 35' pusher, add to its good looks while providing a stronger, lightweight wheel.



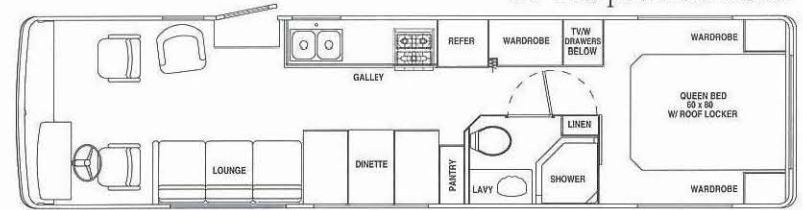
Optional twin beds available 30' and 34'



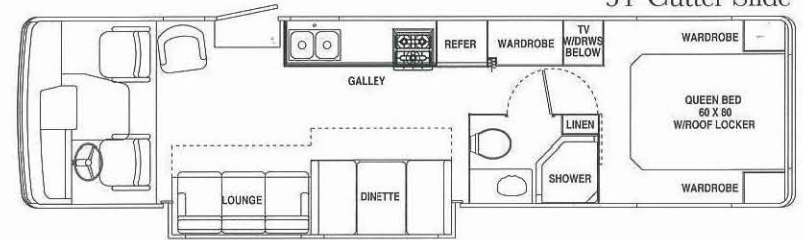
30' Gas-powered Cutter



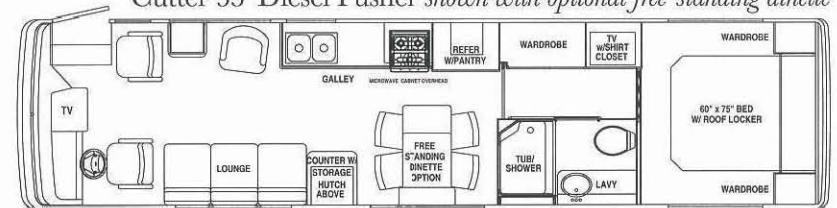
34' Gas-powered Cutter



34' Cutter Slide



Cutter 35' Diesel Pusher shown with optional free-standing dinette



Cutter is designed to provide maximum exterior storage capacity. Large, carpeted compartments with aluminum doors (two pass-through compartments in most models) allow you to carry everything you'll need and give you easy access to it as well.



Cutter 35' Diesel Pusher Slide shown with optional free-standing dinette

