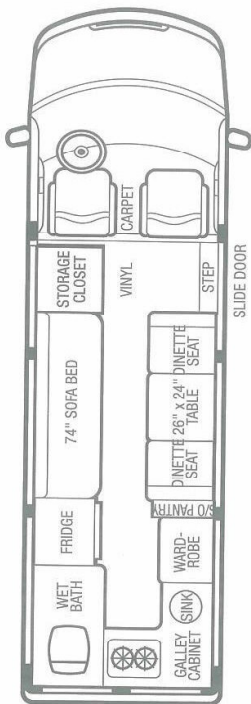
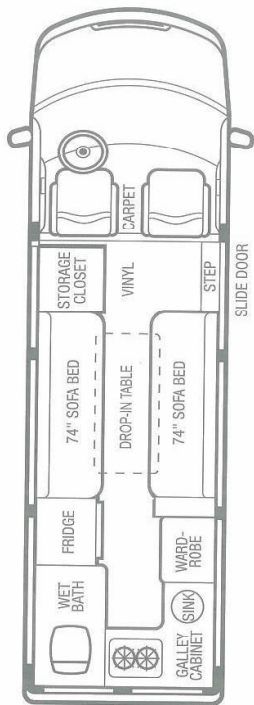


2006 AIRSTREAM FLOORPLANS & SPECIFICATIONS

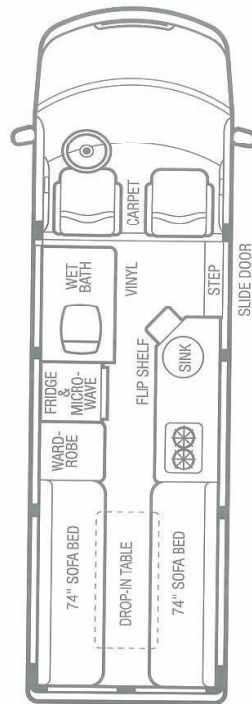
PARKWAY & WESTFALIA



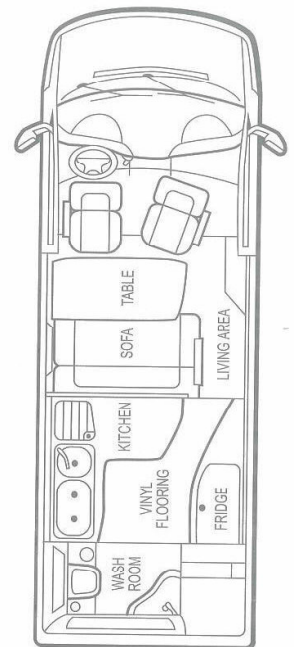
**Parkway
Dinette Twin**



**Parkway
Front Sleeper**



**Parkway
Rear Sleeper**



**Dodge Sprinter Westfalia
by Airstream**

Parkway Touring Coach

Exterior height with A/C	9'3"
Exterior length	22'
Exterior width (at the running boards)	84"
Interior head room	6'1"
Interior width at floor	68"
2500 DaimlerChrysler Sprinter van	STD
Mercedes - 2.7 liter turbo charged 5 cylinder diesel	STD
UBW (lbs)	6,408
NCC (lbs)	2,142
GVWR (lbs)	8,550
Seating capacity / sleeping capacity	6 / 2
Fuel tank capacity (gal)	26.4
Water tank with drain valve (gal)	30
12V heated black tank (gal)	N/A
12V heated gray tank (gal)	N/A
12V heated combo gray/black holding tank (gal)	31
LPG (lbs)	23
Water Heater (gal) with electronic ignition	6
Furnace (BTU)	12,000
Fridge (cu. ft.)	3

22' Dinette Twin 22' Front Sleeper

Exterior height with A/C	9'3"
Exterior length	22'
Exterior width (at the running boards)	84"
Interior head room	6'1"
Interior width at floor	68"
2500 DaimlerChrysler Sprinter van	STD
Mercedes - 2.7 liter turbo charged 5 cylinder diesel	STD
UBW (lbs)	6,408
NCC (lbs)	2,142
GVWR (lbs)	8,550
Seating capacity / sleeping capacity	6 / 2
Fuel tank capacity (gal)	26.4
Water tank with drain valve (gal)	30
12V heated black tank (gal)	N/A
12V heated gray tank (gal)	N/A
12V heated combo gray/black holding tank (gal)	31
LPG (lbs)	23
Water Heater (gal) with electronic ignition	6
Furnace (BTU)	12,000
Fridge (cu. ft.)	3

22' Rear Sleeper

Exterior height with A/C	9'3"
Exterior length	22'
Exterior width (at the running boards)	84"
Interior head room	6'1"
Interior width at floor	68"
2500 DaimlerChrysler Sprinter van	STD
Mercedes - 2.7 liter turbo charged 5 cylinder diesel	STD
UBW (lbs)	TBD
NCC (lbs)	8,550
GVWR (lbs)	8,550
Seating capacity / sleeping capacity	6 / 2
Fuel tank capacity (gal)	26.4
Water tank with drain valve (gal)	26.5
12V heated black tank (gal)	20
12V heated gray tank (gal)	18
12V heated combo gray/black holding tank (gal)	N/A
LPG (lbs)	23
Water Heater (gal) with electronic ignition	6
Furnace (BTU)	12,000
Fridge (cu. ft.)	3

Dodge Sprinter Westfalia by Airstream

Exterior height with A/C	10'8"
Exterior length	18'5"
Exterior width	6'4"
Interior width	6'4"
Interior head room - sofa location	7'8-3/4"
Interior head room - galley area without interior roof A/C	7'-3/4"
2500 DaimlerChrysler Sprinter van with unibody construction	STD
Mercedes - 2.7 liter turbo charged 5 cylinder diesel engine	STD
UBW (lbs)	7,100
NCC without options, fluids or cargo (lbs)	1,450
GVWR (lbs)	8,550
Seating capacity / sleeping capacity	5 / 4
Fuel tank capacity (gal)	26.4
Water tank with drain valve (gal)	36
Black water tank (gal)	7
Gray water tank (gal)	18.5
LPG (lbs)	28
Water heater (gal) with electronic ignition	6
Furnace - diesel fired	STD
Fridge/freezer combination (cu. ft.)	1.7