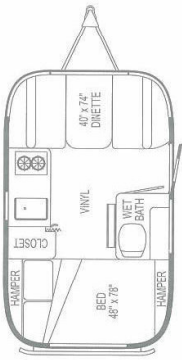
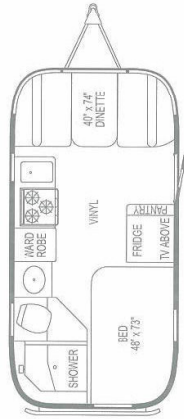


# 2006 AIRSTREAM FLOORPLANS & SPECIFICATIONS

## INTERNATIONAL



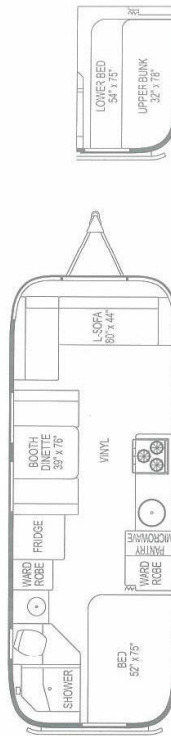
CCD Bambi 16'



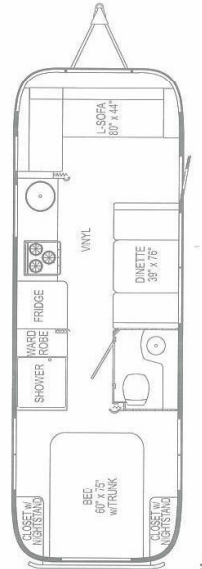
CCD Bambi 19'



CCD 22'



CCD 25'ss



CCD 28'

### International CCD

	16' Bambi	19' Bambi	22'	25'ss (Sleeps Six)	28'
Exterior length	16'7"	19'2"	22'4"	25'11"	27'11"
Width exterior	8'	8'	8'	8'5-1/2"	8'5-1/2"
Width interior	7'7"	7'7"	7'7"	8'1"	8'1"
Height exterior with A/C	9'4"	9'5"	9'4"	9'7"	9'7"
Height interior with A/C	6'4-1/2"	6'4-1/2"	6'4-1/2"	6'4-1/2"	6'4-1/2"
Hitch ball height	18"	17-1/4"	18"	17-3/4"	17-3/4"
Hitch weight w/o options or variable weight (lbs)	430	510	460	740	880
UBW (lbs)	2,825	3,575	4,105	5,145	5,440
NCC without options, fluids or cargo (lbs)	675	925	1,495	1,855	1,860
GVWR (lbs)	3,500	4,300	5,600	7,000	7,300
Water tank with drain valve (gal)	23	23	30	39	39
Black water tank (gal)	N/A	18	21	18	35
Gray water tank (gal)	N/A	21	21	39	37
Combination black & gray tank (gal)	21	N/A	N/A	N/A	N/A
Water heater (gal) with electronic ignition	6	6	6	6	6
A/C with heat strip	OPT	OPT	13,500	13,500	13,500
Furnace with electric ignition (BTU)	OPT	11,000	18,000	25,000	30,000
LPG (lbs)	20 (2)	30 (2)	20 (2)	30 (2)	30 (2)
Deep cycle battery	2	2	2	2	2
Sleeping capacity	3	3-4	3	5-6	5