

# AIRSTREAM

Adventure, Inspired by Airstream



▼ 20 FLYING CLOUD

**LIGHTWEIGHT. STREAMLINED.**

**FUEL EFFICIENT.**

Founder Wally Byam knew that a rounded low-profile shape would make towing easier and more stable. And he knew that aluminum would make his trailers as light as possible.

The successful combination of its rounded shape and lightweight design has made the Airstream world-renowned for their superior integrity. That's because Airstream employs semi-monocoque construction, consisting of an inner and outer layer of aluminum stretched and riveted to the frame. This frame becomes a working part of the integral structure.

Hand-built with a craftsman's attention to detail, this aluminum skin offers unmatched durability and strength for its weight. Just ask one of the more than 100,000 Airstream owners.




## FLYING CLOUD TRAILER

When you're ready to take a break from the great outdoors, the Flying Cloud invites you inside with a flair of modern design. From fabrics to fixtures to cabinetry, the Flying Cloud line reflects your taste in clean, comfortable, contemporary styling throughout. The right-sized travel trailer for any adventure, the Airstream Flying Cloud combines light-weight ruggedness with total practicality.

Innovative storage solutions and multi-function work spaces prevail throughout the living space. The amenities include underseat storage and additional counterspace which is available when the sink cover is in place.

So no matter if you're a first-time Airstreamer or seasoned veteran of the road, the Flying Cloud gets you on your way to your next adventure in contemporary style, luxurious comfort and long-lasting value.

*Please visit [www.airstream.com](http://www.airstream.com) for more information on locating your closest dealer.*

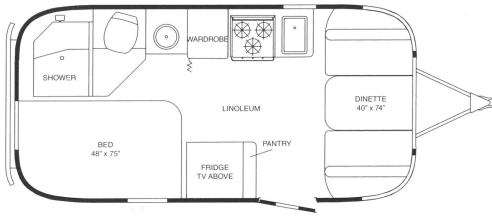


▲ 20 Flying Cloud Back to Front  
With Burnt Sienna Interior

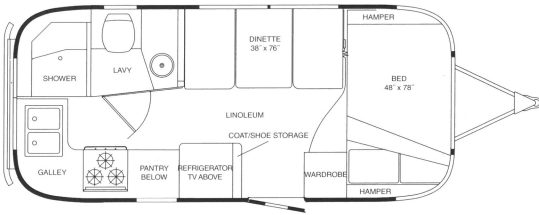
▲ 20 Flying Cloud Galley Area  
With Burnt Sienna Interior

# AIRSTREAM

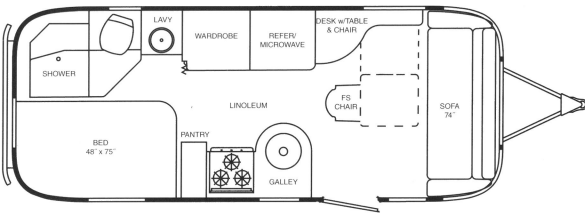
19 FLYING CLOUD



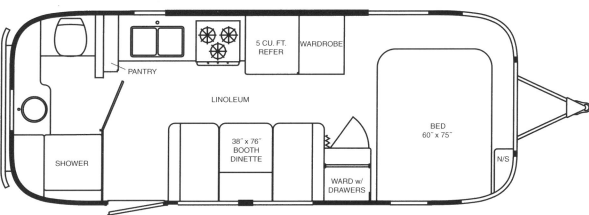
20 FLYING CLOUD



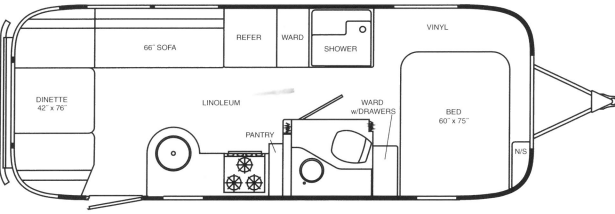
23 FLYING CLOUD



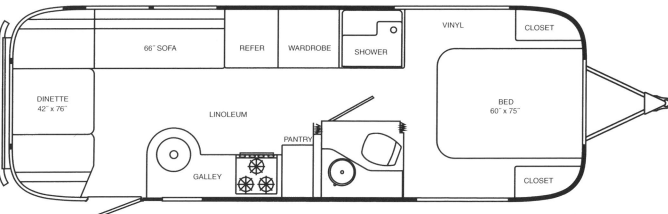
23 FB FLYING CLOUD



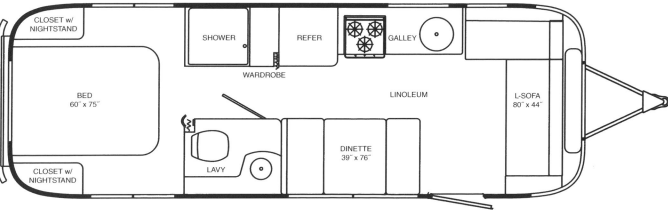
25 FB FLYING CLOUD



27 FB FLYING CLOUD



28 FLYING CLOUD



## FLYING CLOUD TECHNICAL SPECIFICATIONS

	19	20	23	23FB	25FB	27FB	28	30
Exterior Length	19'2"	20'10"	23'	23'9"	25'11"	28'	27'11"	30'11"
Width Exterior	8'	8'	8'	8'	8'5-1/2"	8'5-1/2"	8'5-1/2"	8'5-1/2"
Width Interior	7'7"	7'7"	7'7"	7'7"	8'1"	8'1"	8'1"	8'1"
Height Exterior w/A/C	9'5"	9'5"	9'5"	9'5"	9'7"	9'7"	9'7"	9'7"
Height Interior w/A/C	6'4.5"	6'4.5"	6'5"	6'5"	6'5"	6'5"	6'5"	6'5"
Hitch Ball Height	17-3/4"	17-3/4"	17-3/4"	17-3/4"	17-3/4"	17-3/4"	17-3/4"	17-3/4"
Hitch Weight w/o Options Or Variable Weight	550	631	779	467	837	791	976	TBD
UBW (Unit Base Weight)	3,792	4,211	4,708	4,746	5,448	5,808	5,919	TBD
NCC (Net Carrying Capacity) w/o Options Fluids Or Cargo	708	789	1,292	1,254	1,857	1,792	1,381	TBD
GVWR (Gross Vehicle Weight Rating) (U.S.)	4,500	5,000	6,000	6,000	7,300	7,600	7,300	TBD
Water Tank w/Drain Valve	23	23	30	39	39	39	39	54
Blackwater Tank (Gal)	18	18	18	18	39	39	35	38
Graywater Tank (Gal)	21	21	21	30	37	37	37	38
Water Heater (Gal)	6	6	6	6	6	6	6	6
A/C w/Heat Pump (BTU)	13,500	13,500	13,500	13,500	13,500	15,000	15,000	15,000
Furnace w/Electric Ignition (BTU)	16,000	18,000	18,000	18,000	25,000	25,000	30,000	30,000
LPG (Lbs) (2-30# Tanks)	60	60	60	60	60	60	60	60
Deep Cycle Battery (Lead Acid)	2	2	2	2	2	2	2	2
Sleeping Capacity	2-4	2-4	2-5	2-4	2-4	2-4	2-5	2-6

### Decors

Stratus

Burnt Sienna

Sea Green

Mochablue

Prism

Midnight Sun

Product information, specifications, and photography in this brochure were as accurate as possible at time of printing. Photographs may contain some features that are optional on your vehicle. Since we continually strive to improve our products, actual products may differ. Prices and specifications are subject to change without notice. All capacities are approximate and dimensions are nominal. Some features or options may be different or unavailable in Canada.

Vehicle Loading – Every effort has been made to provide the greatest number of options for the recreation vehicle owner. Along with these choices comes the responsibility to manage the loads that are imposed by the choices so that they remain within the manufacturer's specified chassis weight limits. Do not overload the recreation vehicle.

Dry Weights – Based on standard features; optional equipment not included. Net carrying capacity (NCC) determined by subtracting unloaded vehicle weight (UVW) from gross vehicle weight (GVWR) and includes fluids, options, and cargo. Liquid capacities and weights are approximations only.

Warning – This information is intended as a guide only. Weights of individual vehicles may vary. Consult your owner's manual for complete loading, weighing, and towing instructions.

30 FLYING CLOUD

