

AIRSTREAM

Adventure, Inspired by Airstream



▼ 27 FB INTERNATIONAL

LIGHTWEIGHT. STREAMLINED.

FUEL EFFICIENT.

Founder Wally Byam knew that a rounded low-profile shape would make towing easier and more stable. And he knew that aluminum would make his trailers as light as possible.

The successful combination of its rounded shape and lightweight design has made the Airstream world-renowned for their superior integrity. That's because Airstream employs semi-monocoque construction, consisting of an inner and outer layer of aluminum stretched and riveted to the frame. This frame becomes a working part of the integral structure.

Hand-built with a craftsman's attention to detail, this aluminum skin offers unmatched durability and strength for its weight. Just ask one of the more than 100,000 Airstream owners.




INTERNATIONAL TRAILERS

The Airstream International line redefines upscale and contemporary sleek sophistication. For designer styling as unique as you are, choose from two breathtaking interior decors. From award winning architect and designer Christopher C. Deam, comes the Signature Series CCD. Inspired by the desire to visually echo the reflective exterior, this design combines a polished aluminum interior with luxurious Wenge laminate.

For those who seek a tranquil atmosphere, the International is also available in the Serenity decor. Here, the interior shapes, surfaces, and colors create a soothing den of luxury and comfort. In a tasteful "east meets west" style, the Serenity follows some of today's hottest design cues.

Both styling packages feature "vista view" and panoramic windows that truly bring the outside in. At night, strategically placed recessed, halogen lighting sparkles like starlight across the interior aluminum skin. Every color, shape, surface, and texture contributes to an atmosphere of relaxed modernism. A perfect balance of luxury and streamlined efficiency give this series its unmatched international flair that follows wherever the road takes you.

Please visit www.airstream.com for more information on locating your closest dealer.



▲ 27FB International Signature Series Cilantro Interior



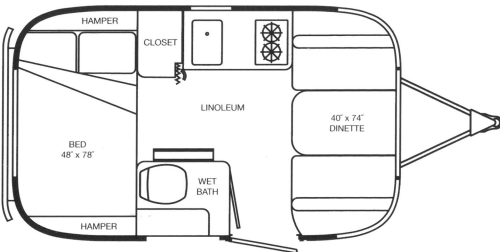
▲ 27FB International Serenity Interior



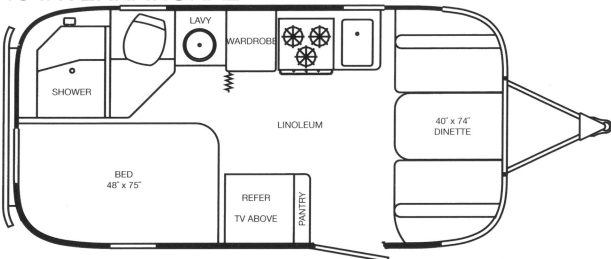
▲ 27FB Galley Area with Signature Series Interior

AIRSTREAM

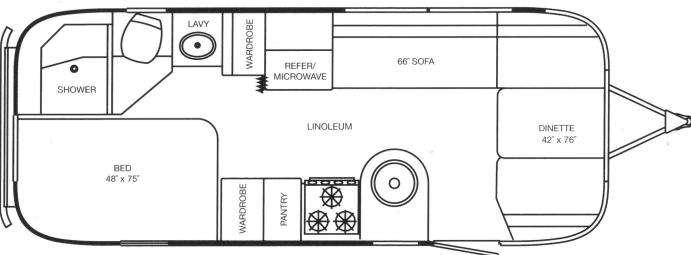
16 INTERNATIONAL



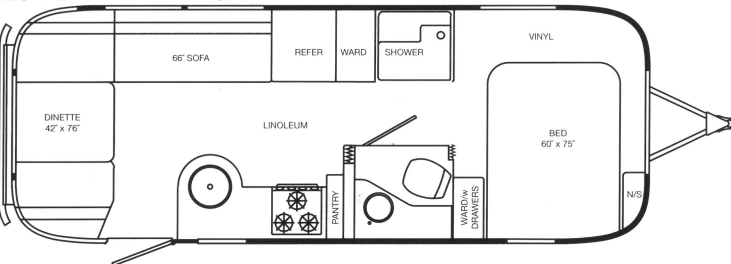
19 INTERNATIONAL



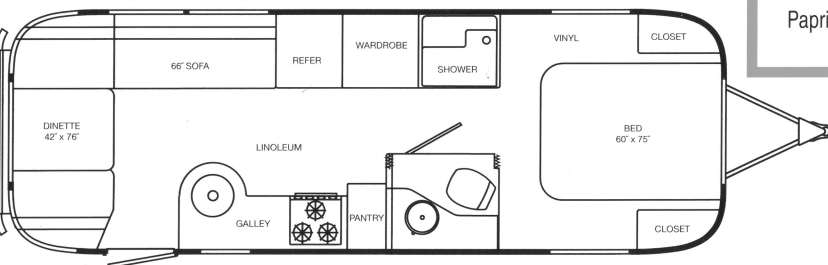
23 INTERNATIONAL



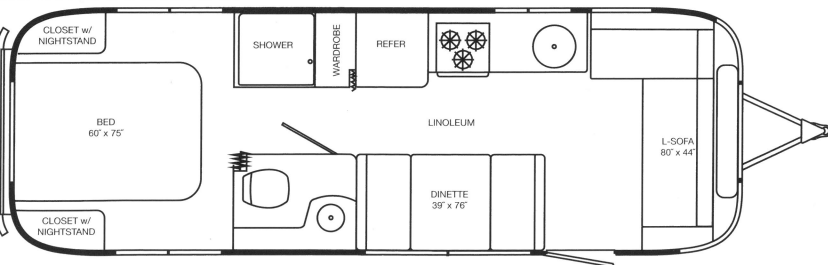
25 FB INTERNATIONAL



27 FB INTERNATIONAL



28 INTERNATIONAL



INTERNATIONAL TECHNICAL SPECIFICATIONS

	16	19	23	25FB	27FB	28
Exterior Length	16'7"	19'2"	23'	25'11"	28'	27'11"
Width Exterior	8'	8'	8'	8'5.5"	8'5.5"	8'5.5"
Width Interior	7'7"	7'7"	7'7"	8'1"	8'1"	8'1"
Height Exterior w/A/C	8'8"	8'9"	8'9"	8'11"	8'11"	8'11"
Height Interior w/A/C	9'4"	9'5"	9'5"	9'7"	9'7"	9'7"
Hitch Ball Height	18"	17.25"	17.75"	17.75"	17.75"	17.75"
Hitch Weight w/o Options or Variable Weight	458	550	700	833	770	950
UBW (Unit Base Weight)	3,261	3,63	4,701	5,552	5,764	5,853
NCC (Net Carrying Capacity) w/o Options, Fluids or Cargo	1,039	737	1,299	1,748	1,836	1,447
GVWR (Gross Vehicle Weight Rating)	4,300	4,500	6,000	7,300	7,600	7,300
Water Tank w/Drain Valve	23	23	30	39	39	39
Blackwater Tank (gal)	N/A	18	18	39	39	35
Graywater Tank (gal)	N/A	21	21	37	37	37
Combination Black & Gray Tank	21	N/A	N/A	N/A	N/A	N/A
Water Heater (gal) w/Electronic Ignition	6	6	6	6	6	6
A/C w/Heat	OPT 11,000	13,500	13,500	13,500	13,500	13,500
Furnace w/Electric Ignition (BTU)	12,000	16,000	25,000	25,000	25,000	30,000
LPG (lbs) (2 Steel Tanks)	40	60	60	60	60	60
Deep Cycle Group	1	2	2	2	2	2
Sleeping Capacity	2-3	2-4	2-4	2-4	2-4	2-5

DECORS

Serenity
Cilantro
Paprika

Product information, specifications, and photography in this brochure were as accurate as possible at time of printing. Photographs may contain some features that are optional on your vehicle. Since we continually strive to improve our products, actual products may differ. Prices and specifications are subject to change without notice. All capacities are approximate and dimensions are nominal. Some features or options may be different or unavailable in Canada.

Vehicle Loading – Every effort has been made to provide the greatest number of options for the recreation vehicle owner. Along with these choices comes the responsibility to manage the loads that are imposed by the choices so that they remain within the manufacturer's specified chassis weight limits. Do not overload the recreation vehicle.

Dry Weights – Based on standard features; optional equipment not included. Net carrying capacity (NCC) determined by subtracting unloaded vehicle weight (UVW) from gross vehicle weight (GVWR) and includes fluids, options, and cargo. Liquid capacities and weights are approximations only.

Warning – This information is intended as a guide only. Weights of individual vehicles may vary. Consult your owner's manual for complete loading, weighing, and towing instructions.