

30 Flying Cloud



Contemporary Comfort & Practicality

When you're ready to take a break from the great outdoors, the Flying Cloud invites you inside with a flair of modern design. From fabrics to fixtures to cabinetry, the Flying Cloud line reflects your taste with clean, comfortable, contemporary styling throughout. The right-sized travel trailer for any adventure, the Airstream Flying Cloud combines lightweight ruggedness with total practicality, including energy-efficient L.E.D. lighting.

Advanced storage solutions and multi-functional workspaces make the Flying Cloud the perfect choice for extended travel or full time use. With its twelve different floorplans and a variety of options, it's no wonder it has been one of Airstream's most popular models for decades.

So no matter if you're a first-time Airstreamer or seasoned veteran of the road, the Flying Cloud gets you on your way to your next adventure in contemporary style, luxurious comfort and long-lasting value.



**Lightweight.
Streamlined.
Fuel Efficient.**

Founder Wally Byam knew that a rounded, low-profile shape would make towing easier and more stable. And he knew that aluminum would make his trailers as light as possible.

The successful combination of shape and lightweight design has made the Airstream travel trailer world-renowned for its superior structured integrity. That's because the Airstream employs semi-monocoque construction, using a riveted inner and outer layer of aluminum stretched over the frame. This way, the skin itself becomes a working part of the integral structure.

Hand-built with a craftsman's attention to detail, the Airstream offers unmatched durability and strength for its weight. Just ask one of the more than 100,000 Airstream owners!



19 Flying Cloud Dining area in Mica



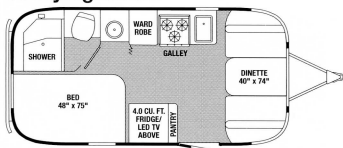
30 Flying Cloud back-to-front with recliner option in Burnt Sienna



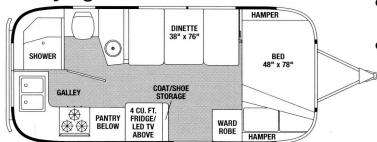
Technical Specifications

	19	20	23	23FB	25FB	27FB	28	30
Exterior Length	19' 2"	20' 10"	23'	23' 9"	25' 11"	28'	27' 11"	30' 11"
Width Exterior	8'	8'	8'	8'	8' 5.5"	8' 5.5"	8' 5.5"	8' 5.5"
Width Interior	7' 7"	7' 7"	7' 7"	7' 7"	8' 1"	8' 1"	8' 1"	8' 1"
Height Exterior w/ A/C	9' 5"	9' 5"	9' 5"	9' 5"	9' 7"	9' 7"	9' 7"	9' 7"
Height Interior w/ A/C	6' 4.5"	6' 4.5"	6' 5"	6' 5"	6' 5"	6' 5"	6' 5"	6' 5"
Hitch Ball Height	17.75"	17.75"	17.75"	17.75"	17.75"	17.75"	17.75"	17.75"
Hitch Weight (w/ LP and w/o options, water & cargo) (lbs.)	550	631	779	467	837	791	976	880
Unit Base Weight (w/ LP and w/o options, water & cargo) (lbs.)	3,792	4,211	4,708	4,746	5,443	5,808	5,919	6,322
Gross Vehicle Weight Rating (U.S.) (lbs.)	4,500	5,000	6,000	6,000	7,300	7,600	7,300	8,800
Net Carrying Capacity (NCC=GVWR-UBW) (lbs.)	708	789	1,292	1,254	1,857	1,792	1,381	2,478
Fresh Water Tank w/ drain valve (lbs.)	23	23	39	39	39	39	39	54
Black Water Tank (gal.)	18	18	18	18	39	39	35	38
Gray Water Tank (gal.)	21	21	21	30	37	37	37	38
Water Heater w/ electronic ignition (gal.)	6	6	6	6	6	6	6	6(XT)
A/C w/ heat pump (BTU)	13,500	13,500	13,500	13,500	13,500	15,000	15,000	15,000
Furnace (BTU)	16,000	18,000	18,000	18,000	25,000	25,000	30,000	30,000
LPG (2-30 lb. steel tanks) (lbs.)	60	60	60	60	60	60	60	60
Deep Cycle Battery (lead acid) Group 24	2	2	2	2	2	2	2	2
Sleeping Capacity	2-4	2-4	2-4	2-4	2-5	2-5	2-6	2-6

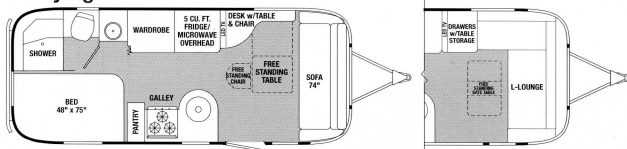
19 Flying Cloud



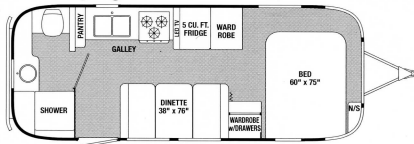
20 Flying Cloud



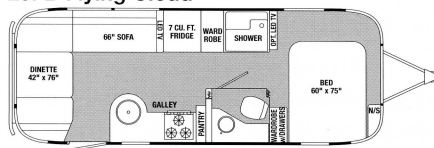
23 Flying Cloud



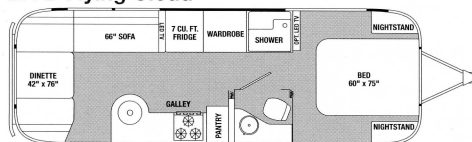
23FB Flying Cloud



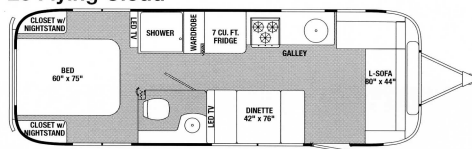
25FB Flying Cloud



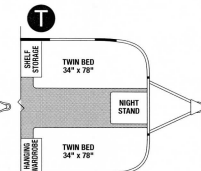
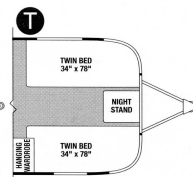
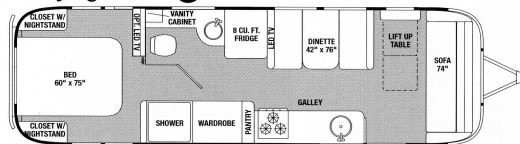
27FB Flying Cloud



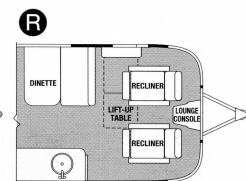
28 Flying Cloud



30 Flying Cloud



T = Twin
R = Recliners
S = Sofa



THOR
INDUSTRIES, INC.

Airstream, Inc.
419 West Pike Street
P.O. Box 629
Jackson Center, OH
45334 USA
937-596-6111
www.airstream.com

All content and images
© Airstream 2011

FC 7.5k 03/11

Product information, specifications, and photography in this brochure were as accurate as possible at time of printing. Photographs may contain some features that are optional on your vehicle. Since we continually strive to improve our products, actual products may differ. Prices and specifications are subject to change without notice. All capacities are approximate and dimensions are nominal. Some features or options may be different or unavailable in Canada.

Vehicle Loading - Every effort has been made to provide the greatest number of options for the recreation vehicle owner. Along with these choices comes the responsibility to manage the loads that are imposed by the choices so that they remain within the manufacturer's specified chassis weight limits. Do not overload the recreation vehicle. Net carrying capacity is available for options, water, and carry-on cargo.

Warning - This information is intended as a guide only. Weights of individual vehicles may vary. Liquid capacities and weights are approximations only. Consult your owner's manual for complete loading, weighing, and towing instructions.