

Bunks? Dinette? Extra built-in storage?  
Whatever makes your life on the road a  
pleasure, and whatever lengths we need  
to go to – from 19 thru 30 – there's a Flying  
Cloud model just right for you.

Functional and flexible, lightweight and  
liberating, rugged and reliable – the Flying  
Cloud goes above and beyond to make  
you feel at home on the road.

*The Flying Cloud offers  
oodles of options to fit your  
personal traveling style.*

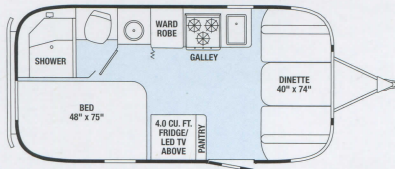


23 FLYING CLOUD

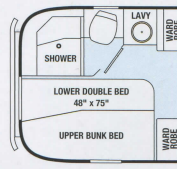




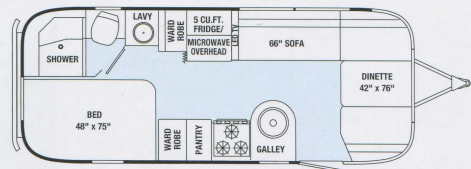
## Flying Cloud Floorplans



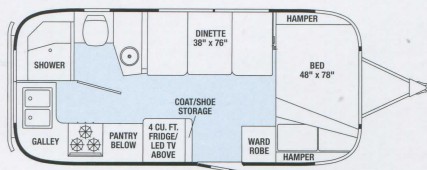
19 Flying Cloud



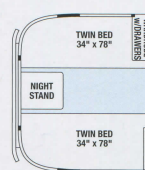
23D Flying Cloud



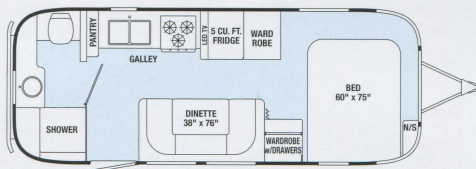
25 Flying Cloud



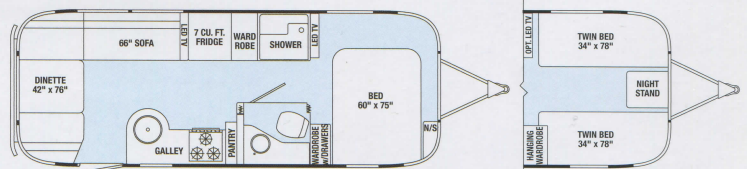
20 Flying Cloud



23FB Flying Cloud



25FB Flying Cloud

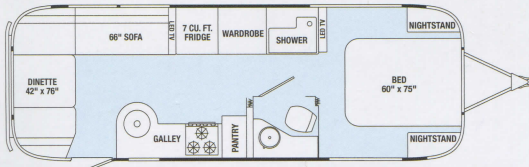


SPECIFICATIONS	19	20	23D	23FB	25	25FB	27FB
Exterior Length	19' 2"	20' 10"	23'	23' 9"	25' 11"	25' 11"	28'
Exterior Width	8'	8'	8'	8'	8' 5.5"	8' 5.5"	8' 5.5"
Interior Width	7' 7"	7' 7"	7' 7"	7' 7"	8' 1"	8' 1"	8' 1"
Exterior Height with A/C	9' 5"	9' 5"	9' 5"	9' 5"	9' 9"	9' 9"	9' 9"
Interior Height with A/C	6' 4.5"	6' 4.5"	6' 4.5"	6' 4.5"	6' 7.5"	6' 7.5"	6' 7.5"
Hitch Weight (w/LP & w/o options, water & cargo) (lbs.)	550	631	720	467	835	837	791
Unit Base Weight (w/LP & w/o options, water & cargo) (lbs.)	3,852	4,271	4,761	4,806	5,600	5,503	5,868
Gross Vehicle Weight Rating (lbs.)	4,500	5,000	6,000	6,000	7,300	7,300	7,600
Net Carrying Capacity (NCC=GVMR-UBW) (lbs.)	648	729	1,239	1,194	1,700	1,797	1,732
Fresh Water Tank (gal.)	23	23	39	39	39	39	39
Gray Water Tank (gal.)	21	21	21	30	35	37	37
Black Water Tank (gal.)	18	18	18	18	37	39	39
Water Heater w/electronic ignition (gal.) (XT)	6	6	6	6	6	6	6
A/C w/heat pump (BTU)	13,500	13,500	13,500	13,500	15,000	15,000	15,000
Furnace (BTU)	16,000	18,000	25,000	18,000	25,000	25,000	25,000
LP (2 - 30 lb. steel tanks)	60	60	60	60	60	60	60
Deep Cycle Battery (lead acid) Group 24	2	2	2	2	2	2	2
Sleeping Capacity	2-4	2-4	2-5	2-4	2-5	2-5	2-5

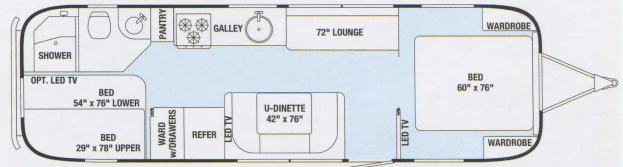
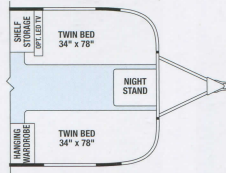
Please visit [www.airstream.com](http://www.airstream.com) to see a full set of model specifications, floor plans, features and options, and to find your nearest Airstream Dealer.



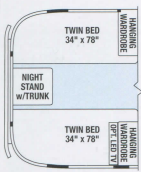
## FLYING CLOUD TECHNICAL SPECIFICATIONS



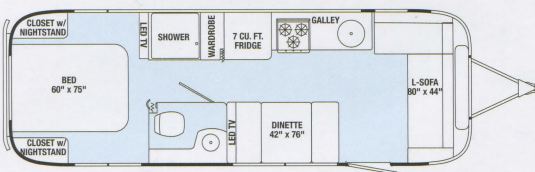
27FB Flying Cloud



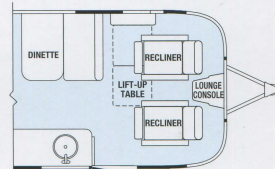
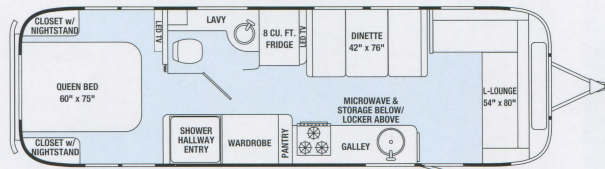
30FB Bunk Flying Cloud



28 Flying Cloud



30 Flying Cloud



28	30 Bunk	30
27' 11"	30' 10"	30' 11"
8' 5.5"	8' 5.5"	8' 5.5"
8' 1"	8' 1"	8' 1"
9' 9"	9' 9"	9' 9"
6' 7.5"	6' 7.5"	6' 7.5"
976	885	880
5,979	6,422	6,382
7,600	8,800	8,800
1,621	2,378	2,418
39	54	54
37	39	38
35	37	38
6	6	6
15,000	15,000	15,000
30,000	30,000	30,000
60	60	60
2	2	2
2-6	2-8	2-6

### Interior Décors

- Mica
- Golden Night
- Cashew Ultraleather™ with Mica
- Cashew Ultraleather™ with Golden Night
- Black Ultraleather™ with Golden Night



**Axle**  
19 & 20

or



**Axles**  
23D thru 30FB



**GVWR**  
4,500 - 8,800 lbs



**Length**  
19'2" - 30'11"



**Sleeps**







## Airstream Online

Learn more! visit [www.airstream.com](http://www.airstream.com)

To find more helpful hints, product selector tools,  
 locate a dealer or learn more about our heritage  
 and our community,  
 please visit [www.airstream.com](http://www.airstream.com).



**THOR**  
 INDUSTRIES, INC.



Proudly made  
 in the U.S.A.

Airstream is a subsidiary  
 of Thor Industries, Inc.

Airstream now offers  
 24/7 roadside service &  
 technical assistance  
 provided by CoachNet.



Airstream, Inc.  
 419 West Pike Street  
 P.O. Box 629  
 Jackson Center, OH 45334 USA  
 937-596-6111

All content and images  
 © Airstream 2014 & 2015  
 Flying Cloud 15k 10/14

Product information, specifications, and photography in this brochure were as accurate as possible at time of printing. Photographs may contain some features that are optional on your vehicle. Since we continually strive to improve our products, actual products may differ. Prices and specifications are subject to change without notice. All capacities are approximate and dimensions are nominal. Some features or options may be different or unavailable in Canada.

Vehicle Loading – Every effort has been made to provide the greatest number of options for the recreation vehicle owner. Along with these choices comes the responsibility to manage the loads that are imposed by the choices so that they remain within the manufacturer's specified chassis weight limits. Do not overload the recreation vehicle.

Dry Weights - based on standard features; optional equipment not included. Net Carrying Capacity (NCC) is determined by subtracting Unit Base Weight (UBW) from the Gross Vehicle Weight Rating (GVWR), and is the capacity available for water, options and cargo. Liquid capacities and weights are approximations only.

Warning – This information is intended as a guide only. Weights of individual vehicles may vary. Consult your owner's manual for complete loading, weighing, and towing instructions.