


**BE SURE TO KEEP
 THESE EDGES 3³/₄" FROM
 WALL TO CLEAR ATTACHMENTS**



**TEMPLATE
 FOR INSTALLING**


BUILT-IN FOOD CENTER

Be sure that Template is located at least 1" behind the inside face of the Base Cabinet, just below the top, to allow for clearance of the Power Unit. Note minimum wall clearance dimensions shown on arrows.

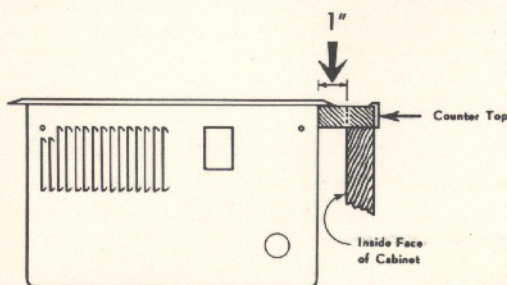
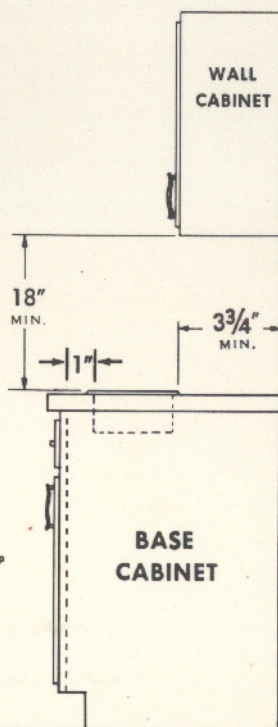
Lay this template on the surface, draw a line around it and then, with your Saber Saw or keyhole saw cut out the counter top. Hold to the inside of the line. Corner radii should be ⁷/₈ of an inch (1³/₄ inch diameter).

A minimum height of 18" must be available above Power Unit when mounted below overhead wall cabinets.

IMPORTANT: CUTOUT SHOULD NOT EXCEED THE MAXIMUM DIMENSIONS OF THIS TEMPLATE. MAKE ALL CUTS TO THE INSIDE OF THE TEMPLATE OUTLINE.



**CUT-OUT
 DIMENSIONS**



64829 (Rev.)

NuTone Division

Scovill