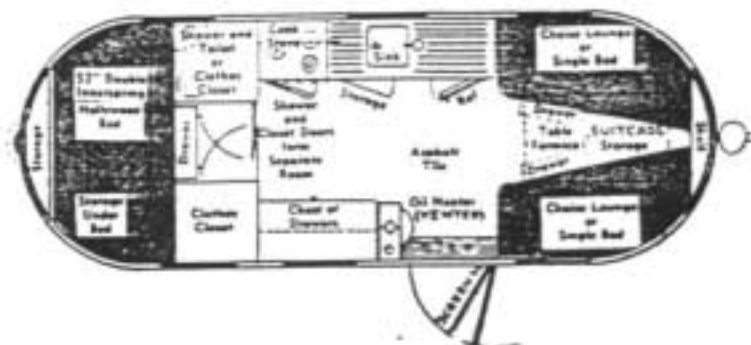


AIRSTREAM LINERS

Globe Trotter Model 22' Overall




AIRSTREAM'S "GLOBETROTTER" (22 FT. OVER-ALL)
Equipped With Toilet and Shower

This model, we believe, is aptly named because it can be taken anywhere an automobile can go and still have all the facilities for comfortable living. Yes, even luxurious living. You can even take a shower when parked off the highway as this model has it's own water supply. Electricity is not needed to heat the water. Space is even provided for suitcases. Not shown in the drawings are four to six "roof lockers" also three new style-no draft-"umbrella type" roof vents.

This "Globetrotter" model was especially designed for those who "go places" where trailer parks are not available.

If the twin beds shown in this drawing are not desired any of the other "front end" arrangements can be had.


List price....\$2695.00 f.o.b. Glendale, California



COLD AND HEAT

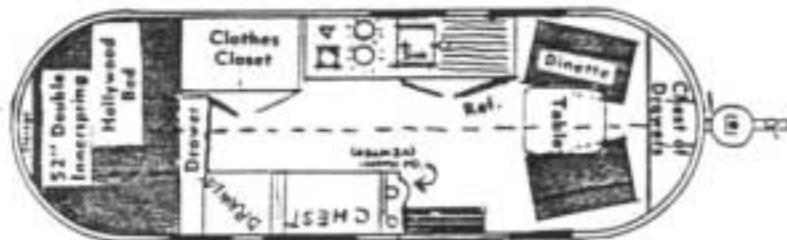
Photo shows a 16 ft. body Airstream Liner just before the insulation is installed. It takes the amount of spun glass stacked as left to completely blanket the interior of Airstream Liner. You will note the metal studding. No wood at all is used in the construction of the shell. The Airstream Liner has an inner and outer shell—both aluminum. Between these two shells go the sheets of 1½" plasticized spun glass.

Make this comparison regarding all-metal construction . . . the modern electric refrigerator is



DOUBLE-ACTION SHOCK
ABSORBERS ON AIRSTREAM
LINER FOR SMOOTH RIDE

A close-up view of the shock absorbers which are standard equipment on all Airstream Liners. These specially designed hydraulic double-action shock absorbers make the Airstream Liner the best towing trailercoach in the world . . . help prevent spring trouble . . . stop bouncing . . . rolling . . . make the Airstream Liner hold the road even at terrific speeds. They are just as vital as the shock absorbers on your car which has four—one on each wheel.



AIRSTREAM LINER
"Westwind" Model

All "AIRSTREAM LINERS" are furnished AFTER the trailers are constructed and the interior painted. THEN, the various pieces of furniture and furnishings are installed. It costs us no more to place them in many different places, hence, the ease by which we can change the floor plan. Each size "shell" is the same and it is only the placing of the furniture that gives us the various models.

This "Westwind" model lists at \$2495.00 f.o.b. Glendale, California.

WORLD'S Lightest - FASTEST- EASIEST-TOWING ... TRAILERCOACHES

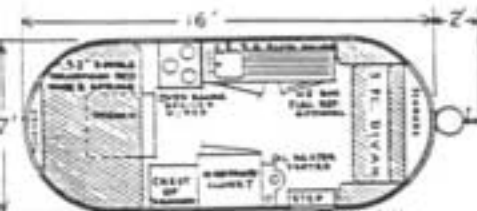


INSURANCE

all metal—inside and out ... the modern cook stove is all metal—inside and out ... the modern AIRSTREAM LINER is all metal—inside and out ... AND all three use the same type of insulation.

Doesn't this go a long way to answer the question as to how well the Airstream Liner stands heat and cold? Further, by the use of all-metal, we gain these desirable features: 1. We save weight, gain strength. 2. Make the Airstream Liner the most fire-resistant trailercoach on the market. 3. It will never absorb odors, stays clean and fresh year after year.

"AIRSTREAM LINERS" HAVE BEEN ON THE ROAD SINCE ... 1935 ... "Know How Coaches"

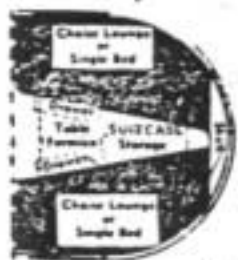
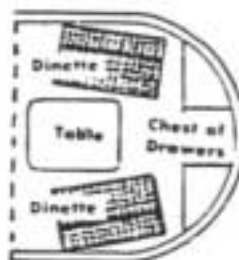
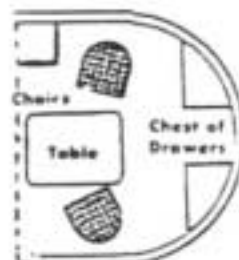
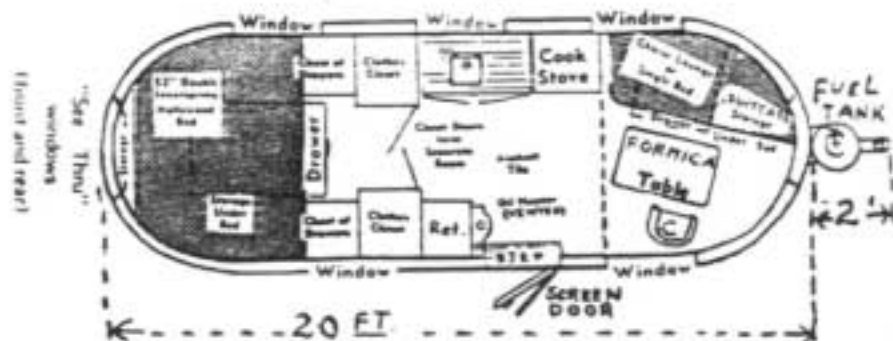


"THE TRAILWIND"

New size model, 16 ft. body, 18 ft. overall—the TRAILWIND—weighs approximately 1650 lbs. Has brakes, full size double innerspring Hollywood bed, plus most of the same furnishings used in our larger models. Strictly deluxe throughout. Equipped to sleep four. Variable floor plans to suit your needs. Truly a remarkable innovation. Lists at \$1995.00* f.o.b. Glendale, California.

*Prices and specifications subject to change without notice.

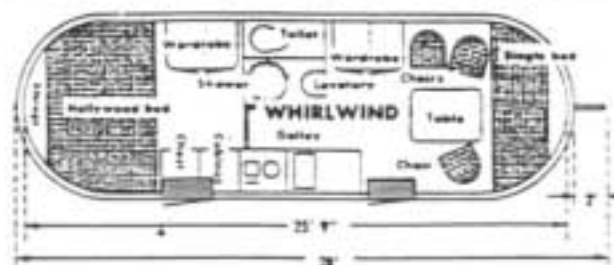
"YOU Can Change Our Plans"



AIRSTREAM LINER
"Tradewind"

Above is the basic floor plan of the "Tradewind". To better illustrate the many changes that are possible in furnishing the Airstream Liners the "cut outs" can be placed over the front end. This gives you a choice of sitting-room front end, dinette front end, twin bed front end, lounge front end, or any combination you desire. It is just as easy for us to give you the floor plan of your choice. These different floor plans are adaptable to all 22' Airstream Liners at no extra cost.

We believe this 22 ft. over-all "Tradewind" model has an exceptionally appealing floor plan as it embodies many features not found in some of our other models. For instance: the chest-high ice box or electric refrigeration, the clothes closets which extend clear to the ceiling—doors on closets close to form separate room. Plus many other innovations. List price \$2495.00 F.O.B. Glendale, Calif.



28 ft. Superliner "WHIRLWIND"—Variable floor plans Sleeps two to six. Can be furnished from a "shower to a piano". List price \$3995.00 f.o.b. Glendale, California.