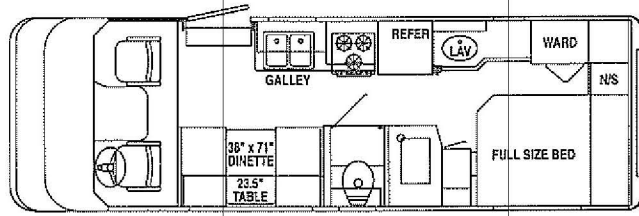
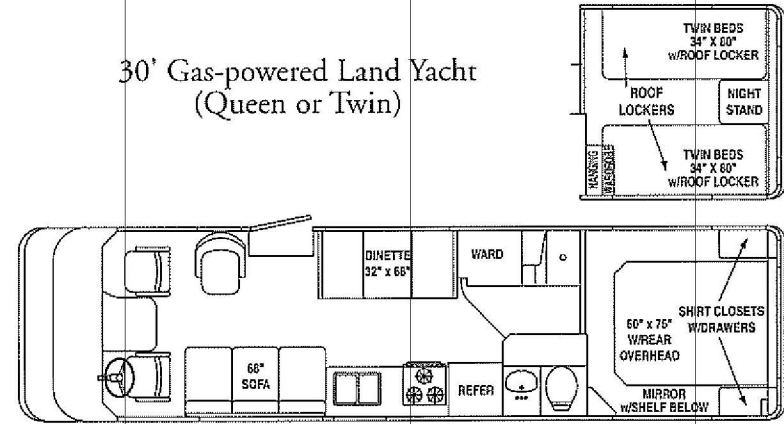


LAND YACHT FLOORPLANS

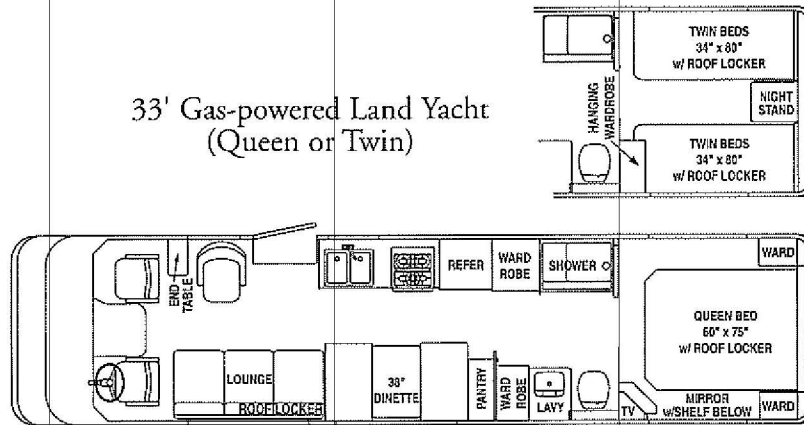
26' Gas-powered Land Yacht



30' Gas-powered Land Yacht
(Queen or Twin)



33' Gas-powered Land Yacht
(Queen or Twin)



With Airstream's seventy years of experience building vehicles that have become American institutions, you can feel confident your Airstream Land Yacht or Land Yacht XL is designed for truly outstanding livability. Land Yacht floorplans represent the ultimate in space planning for comfort and convenience, with truly impressive storage capacity and many standard features that are expensive options on other motorhomes.