

# *International*™



 **AIRSTREAM**



# About **AIRSTREAM®**

Exacting craftsmanship. Uncompromising attention to detail. Limitless inspiration for adventure.

There is no denying that Airstream is the world's most iconic travel trailer for a reason. Durable, reliable, and built upon nearly 90 years of innovation, Airstream travel trailers helped write the American travel story. We've crisscrossed the globe, parked at the foot of the Pyramids, explored the National Parks, and camped for the weekend down the road.

Proudly built by hand in Jackson Center, Ohio, USA by hundreds of talented craftspeople, each Airstream travel trailer takes approximately 350 hours to build. Form and function are tightly woven into every thoughtfully-planned inch, and every design is carefully considered. The result is a travel trailer that will last a lifetime – or more.

While we manufacture every Airstream from the wheels up, we like to say that we don't actually build travel trailers. Instead, we build someone's retirement, their well-deserved vacation, or their retreat from a hectic day.

In other words: Airstream builds dreams come true.



Learn how Airstreams are built to last.





See more International Serenity photos online.





# About International Serenity

With easy, peaceful style and thoughtful design, the International Serenity Travel Trailer earns its name everywhere you look. Ready to excite as well as soothe, it's all about a fine balance that makes for the perfect adventure. That's what the International Serenity is here for – a silver sanctuary to help you get back to what really matters. Each floor plan is designed with function, durability, and comfort in mind, from the tranquil, reflective wood finishes, to the mood-setting dimmable lights and Ginkgo and rice paper accents. Every interior shape, surface and color is designed to envelop the mind and body in a soothing den of luxury and comfort. With the International Serenity you can explore the unknown and then retire to a well-balanced, peaceful space.

# 1

## The Elegant Bathroom

A porcelain toilet, towel rack, and retractable clothes line, and removable shower head are just a few of the small features with a big impact.

# 2

## Nature, Brought Indoors

Décor designed to add real nature to the interior of International Serenity celebrates the world around you while you relax and recharge. The bright, light space is set off by colorful and tasteful design elements.



### 3 Space for Everything

Clutter stays out of sight with the slide-out pantries and closet that add plenty of storage.

### 4 Spacious Galley

Preparing meals will be a breeze in the International Serenity's spacious galley where you will find modern appliances and fixtures you would expect in a residential kitchen.

### 5 Under-bed Storage

Make your trip last longer in the International Serenity with extra under-bed storage. There is ample room for that inevitable additional bag.

### 6 Convenient Charging

USB ports and 110V outlets are smartly located inside the International Serenity, ensuring that whether you're checking the local weather to plan the day or enjoying a book on a tablet, power is never far from reach.

### 7 Premium Appliances

A Baraldi cooking vent, a microwave, and a stainless steel sink with cutting board cover make cooking not just easy, but enjoyable.

### 8 Grohe® Galley Faucet

Sleek Grohe faucet brings the modern design and convenience you love at home along for the journey.







# PEACE OF MIND

## THE BEDROOM IS YOUR PERSONAL SANCTUARY

Neutral furniture and earthy accents make the bedroom relaxing, even before you lie down. Gain a little slice of heaven when you retreat to read, watch TV, or just dream. Light fills the room from the panoramic windows when seeking revitalization, and when rest is your goal, blackout curtains give you the privacy you desire. The International Serenity's bedroom is truly a sanctuary.

## TRANQUIL BATHROOM

Natural light and plant textures are built into the glass panels in the International Serenity bathroom, surrounding you with the peace of nature as you get ready for the day. In each of International Serenity's 12 floor plan designs the bathroom keeps the calm, easy feeling which is present throughout the interior. And with ample and thoughtful storage, the bathroom can always remain neat and tidy.

# 1 Roller Blinds & Blackout Curtains

Blinds throughout the trailer easily roll open or closed, while blackout curtains in the front and back provide complete privacy.

# 2 Ultraleather® Seating

Supple and soft, yet durable and strong, the Ultraleather Seating resists temperature change and is easy to clean, pet-friendly, and won't scratch or stain.

# 3 Memory Foam Mattress

Helping you float into a good night's rest, the pillow-top memory foam mattress is made to fit perfectly in the International Serenity's bedroom.



# 4 Overhead Roof Cabinets with LED Lighting

Storage space is never an issue with the overhead roof cabinets in the International Serenity, equipped with LED lighting to illuminate the cabinets when storing your belongings.

# 5 JL Audio® Surround Sound with Subwoofer

Enjoy a cozy evening watching your favorite movies or listening to your favorite album, enveloped in the well-balanced sound of a premium sound system.

# 6 Entertainment in Every Room

LED HDTVs are mounted in both the lounge and the bedroom, and a Blu-ray™ player is on board for movies. (23CB & 23FB have only a single TV)


# 7 DuPont™ Corian® Countertops

The kitchen and bathroom of the International Serenity both feature Corian countertops with a modern edge that follows the lines of the cabinetry below.

See every thoughtful feature online.







# LIFE IS A BALANCE

Life is a balance – work, play, screen time, fitness, relationships, nutrition. The list goes on and on. For many of us, finding the right balance includes both adventure and self-care. This is the embodiment of the International Serenity. It's a travel trailer that feeds the undeniable spirit of adventure while simultaneously providing a centering sanctuary you can return to time and time again. The painstaking attention to detail creates a balance of comfort and style.

Whether you wake up to the sound of waves rolling up on the beach or come back to rest after a long hike, the Serenity is a comfortable retreat perfect for recharging. And, with plenty of storage you can bring along all your gear while keeping your living space free of clutter. The same well-ordered design permeates the Serenity's galley space, inspiring you to indulge in a gourmet meal while enjoying the view.

Looking for road trip inspiration? Get our Driving Across America guide.





1

**Rear-view Monitoring**

A rear-view camera is mounted to the back of the travel trailer to make reversing and parking so much easier.

2

**Pre-wired for Solar**

Seamlessly add solar panels and monitor them inside the travel trailer.

3

**Climate Control**

Equipped with efficient, Quietstream™ AC system with a heat pump and an electronic thermostat, plus a gas furnace and onboard water heater.

4

**Dual Axle**

International Serenity has two axles, and is built for ease of towing.

5

**Zip Dee® Awning with Sunbrella® Fabric**

Upgraded front awning provides shaded outdoor space, and the standard Zip Dee matching window awnings keep the interior cool and private.

6

**Power Stabilizer Jacks**

Heavy duty stabilizer jacks make it faster, easier and simpler to get up and running at the campsite.

7

**Exterior Low Pressure Gas Grill Connection**

Our low pressure grill connection is made specifically for ease of use with compatible Airstream Weber® Grill.

8

**Panoramic Windows**

Front panoramic windows are protected by three rock guard pieces. Each is built to swing away from windows for easy cleaning.

9

**Front Stone Guards**

Stainless steel stone guards mounted on the front of the travel trailer protect the lower segments from road debris.



See every thoughtful feature online.





# ASIAN SAND Oyster Ultraleather®

## Serenity 23



23CB



23FB

## Serenity 25



25RB



25RB Twin



25FB



25FB Twin

## Serenity 27



27FB



27FB Twin

## Serenity 28



28RB



28RB Twin



Find your perfect floor plan online.





[Explore Serenity's décor on our website.](#)

## Serenity 30




30RB Queen



30RB Twin

[Find your perfect floor plan online.](#)

Seating




Accent




Bedspring




Countertop



Flooring



Awning







# ASIAN SAND Espresso Ultraleather®

Serenity 23



23CB



23FB

Serenity 25



25RB



25RB Twin



25FB



25FB Twin

Serenity 27



27FB



27FB Twin

Serenity 28



28RB



28RB Twin



Find your perfect floor plan online.





Explore Serenity's décor on our website.

## Serenity 30



30RB Queen




30RB Twin



Find your perfect floor plan online.


Seating




Accent




Bedsread




Countertop



Flooring



Awning





# ASIAN SAND Salsa Ultraleather®

Serenity 23



23CB



23FB

Serenity 25



25RB



25RB Twin



25FB



25FB Twin

Serenity 27



27FB



27FB Twin

Serenity 28



28RB



28RB Twin





[Explore Serenity's décor on our website.](#)

## Serenity 30



30RB Queen



30RB Twin

[Find your perfect floor plan online.](#)

Seating




Accent




Bedsread




Countertop



Flooring



Awning









A photograph of a silver Airstream travel trailer parked on a grassy field. The trailer is on the left side of the frame, with its front end facing right. The word "AIRSTREAM" is visible on the front of the trailer. In the background, there is a calm body of water, possibly a lake or a wide river, and a dense forest of evergreen trees on a hillside. The sky is not visible. The overall scene is peaceful and scenic.

**OUTER BEAUTY.  
INNER PEACE.**

## International Serenity Specifications

|  | 23CB               | 23FB               | 25RB                                   | 25FB                                   | 27FB                                   | 28RB                                   | 30RB                                   |
|--|--------------------|--------------------|--|--|--|--|--|
| Exterior Length                                      | 23 ft.             | 23 ft. 9 in.       | 25 ft. 11 in.                          | 25 ft. 11 in.                          | 28 ft.                                 | 27 ft. 11 in.                          | 30 ft. 11 in.                          |
| Exterior Width                                       | 8 ft.              | 8 ft.              | 8 ft. 5.5 in.                          | 8 ft. 5.5 in.                          | 8 ft. 5.5 in.                          | 8 ft. 5.5 in.                          | 8 ft. 5.5 in.                          |
| Interior Width                                       | 7 ft. 7 in.        | 7 ft. 7 in.        | 8 ft. 1 in.                            | 8 ft. 1 in.                            | 8 ft. 1 in.                            | 8 ft. 1 in.                            | 8 ft. 1 in.                            |
| Exterior Height with A/C                             | 9 ft. 9 in.        | 9 ft. 9 in.        | 9 ft. 9 in.                            | 9 ft. 9 in.                            | 9 ft. 9 in.                            | 9 ft. 9 in.                            | 9 ft. 9 in.                            |
| Interior Height with A/C                             | 6 ft. 7.5 in.      | 6 ft. 7.5 in.      | 6 ft. 7.5 in.                          | 6 ft. 7.5 in.                          | 6 ft. 7.5 in.                          | 6 ft. 7.5 in.                          | 6 ft. 7.5 in.                          |
| Hitch Weight (with LP & Batteries)                   | 664                | 439                | 835                                    | 837                                    | 791                                    | 897                                    | 898                                    |
| Unit Base Weight (with LP & Batteries)               | 4,761              | 4,806              | 5,600                                  | 5,503                                  | 5,868                                  | 5,979                                  | 6,517                                  |
| Maximum Trailer Capacity (GVWR) (lbs.)               | 6,000              | 6,000              | 7,300                                  | 7,300                                  | 7,600                                  | 7,600                                  | 8,800                                  |
| Net Carrying Capacity (lbs.)                         | 1,239              | 1,194              | 1,700                                  | 1,797                                  | 1,732                                  | 1,621                                  | 2,283                                  |
| Fresh Water Tank (gal.)                              | 39                 | 39                 | 39                                     | 39                                     | 39                                     | 39                                     | 54                                     |
| Gray Water Tank (gal.)                               | 21                 | 30                 | 35                                     | 37                                     | 37                                     | 37                                     | 38                                     |
| Black Water Tank (gal.)                              | 18                 | 18                 | 37                                     | 39                                     | 39                                     | 35                                     | 38                                     |
| 30 AMP Service Single A/C with Heat Pump (BTU)       | 13,500             | 13,500             | 15,000                                 | 15,000                                 | 15,000                                 | 15,000                                 | 15,000                                 |
| 50 AMP Service Dual A/C with Heat Pump (13,500 BTU)  | —                  | —                  | OPT                                    | OPT                                    | OPT                                    | OPT                                    | STD                                    |
| Ducted Furnace (BTU)                                 | 25,000             | 18,000             | 25,000                                 | 25,000                                 | 25,000                                 | 30,000                                 | 30,000                                 |
| Refrigerator   | 2-way<br>5 cu. ft. | 2-way<br>5 cu. ft. | 2-way<br>7 cu. ft.                     | 2-way<br>7 cu. ft.                     | 2-way<br>7 cu. ft.                     | 2-way<br>7 cu. ft.                     | 2-way<br>8 cu. ft.                     |
| Oven (LP Gas)  | STD                | STD                | STD                                    | STD                                    | STD                                    | STD                                    | STD                                    |
| Microwave (*Removed with Convection Option Selected) | STD*               | STD*               | STD*                                   | —                                      | STD*                                   | —                                      | STD*                                   |
| Convection Microwave Oven (*Replaces Oven)           | OPT                | OPT                | OPT                                    | OPT*                                   | OPT*                                   | OPT*                                   | OPT*                                   |
| Interior Windows and Skylights                       | 16                 | 12                 | 17                                     | 17                                     | 18                                     | 21                                     | 23                                     |
| Master Bed Configurations (*Replaces Queen)          | 48" x 76"          | Queen (60" x 75")  | Queen (60" x 75")<br>Twin* (34" x 80") | Queen (60" x 75")<br>Twin* (34" x 80") | Queen (60" x 75")<br>Twin* (34" x 80") | Queen (60" x 75")<br>Twin* (34" x 80") | Queen (60" x 75")<br>Twin* (34" x 80") |
| Convertible Dinette, Lounge and Bed                  | 42" x 91"          | 38" x 76"          | 42" x 97"                              | 42" x 97"                              | 42" x 97"                              | 42" x 76"                              | 42" x 76"                              |
| Sleeping Capacity                                    | Up to 6            | Up to 4            | Up to 6                                | Up to 6                                | Up to 6                                | Up to 6                                | Up to 6                                |

## International Serenity Features

### Exterior Features

|  |     |
|--|-----|
| Semi-Monocoque Aluminum Superstructure                   | STD |
| Fluorocarbon Treated UV Protected Aluminum Exterior      | STD |
| Temperature Reducing One-Piece White Aluminum Roof       | STD |
| Thermal Barrier Protection Between Interior and Exterior | STD |
| Handcrafted Welded Extruded Aluminum Window Frames       | STD |

|   |     |
|---|-----|
| Tempered Tinted Windows with Double Cam Latching System       | STD |
| Powered Zip Dee® Patio Awning with Sunbrella® Fabric          | STD |
| Zip Dee® Rear & Roadside Window Awning with Sunbrella® Fabric | STD |
| LED Dimmable Patio Awning Light                               | STD |
| Polished Bumper with Storage                                  | STD |

|  |     |
|--|-----|
| LP (2 – 30 lb. Steel Tanks) with auto 2-stage regulator    | STD |
| Aluminum Removable LP Cover                                | STD |
| 2 Deep Cycle Group 24 Batteries with Multi-Stage Converter | STD |
| Exterior LP Gas Low Pressure Grill Connection              | STD |
| Solar Front Window Protection                              | STD |



See the International Serenity specifications.



## International Serenity Features (continued)

### Exterior Features (continued)

|   |     |
|---|-----|
| Exterior Shower with Hot & Cold Water                                       | STD |
| Lockable Fresh Water Tank Inlet   | STD |
| Stainless Steel Front Stone Guard Protection                                | STD |
| Black Tank Flush System   | STD |
| Hand Painted Chassis  | STD |
| City Water Inlet with Water Pressure Regulator                              | STD |
| Torsion Axle Suspension   | STD |
| Shock Absorber  | STD |
| Powered Hitch Jack with Light   | STD |
| 4 Manual Heavy Duty Stabilizer Jacks  | STD |
| Goodyear® Endurance ST225/75R15 Tires, Balanced                             | STD |
| Stylized Aluminum Wheels  | STD |
| Nev-R-Lube® Sealed Bearings   | STD |
| Nev-R-Adjust® Brakes  | STD |
| Spare Tire – Full Size  | STD |
| Solar Pre-wire (Rooftop & Front Access Points)                              | STD |
| 90w Solar Package with Interior Monitor and AGM Battery (23 Models)         | OPT |
| 180w Solar Package with Interior Monitor and AGM Batteries (25 - 30 Models) | OPT |
| Rear View Monitoring System   | STD |
| Cable TV Hookup   | STD |
| Satellite TV Hookup   | STD |
| Dedicated Waste Hose Storage  | STD |
| Custom Aluminum Handcrafted 26 in. Wide Entry Door with Window              | STD |
| Aluminum Entry Door Handle  | STD |
| Unique Front Door Key with Heavy Duty Deadbolt                              | STD |
| Cast Aluminum Door Hinges   | STD |
| Airstream Custom Aluminum Entry Step  | STD |
| LED Entrance Light  | STD |
| LED Tank Service Light  | STD |
| LED Storage Compartment Light   | STD |
| Cast Aluminum LED Tail Lights   | STD |
| License Plate Bracket with LED Light  | STD |
| Enclosed Aluminum Insulated Heated Underbelly                               | STD |

### Interior Features

|   |     |
|---|-----|
| Complete Aluminum Interior Walls and Ceiling            | STD |
| Quietstream™ A/C with Heat Pump & Electronic Thermostat | STD |
| Fantastic® Fan with Thermostat & Automatic Rain Sensor  | STD |
| Probeless Tank Monitoring System                        | STD |
| EcoBatt™ Insulation                                     | STD |
| Handcrafted Aluminum Screen Door with Guards            | STD |
| Panoramic Front Windows with Blackout Shades            | STD |
| Handcrafted Italian Lite-Ply Laminated Cabinetry        | STD |
| Seamless Vinyl Flooring                                 | STD |
| LED Interior Lighting with Dimmer                       | STD |
| Overhead Storage with Sliding Doors and LED Lighting    | STD |
| Electric/LP Water Heater (6 gal.; 9 gal. production)    | STD |
| 1000W Pure Sine Inverter                                | STD |
| Coat & Key Hooks  | STD |

### Galley, Dinette & Lounge Features

|  |     |
|--|-----|
| 3 Burner Cooktop (LP Gas)  | STD |
| Baraldi Cooking Vent with Light                                  | STD |
| DuPont Corian® Galley Top  | STD |
| Stainless Steel Sink with Cutting Board Sink Cover               | STD |
| Laminate Dinette Top   | STD |
| Ultraleather® Lounge and Dinette Seating                         | STD |
| Dinette Converts to a Lounge and Sleeping Accommodations         | STD |
| Pull out Lounge for Sleeping Accommodations (Models with Lounge) | STD |
| Flatware Organizer   | STD |
| JL Stereo with Bluetooth®, Surround Sound and Subwoofer          | STD |
| LG LED HD TV with Omni Directional Antenna                       | STD |
| Blu-Ray™ DVD Player  | STD |
| Aluminum Roller Blinds   | STD |
| Grohe Faucet   | STD |

### Bedroom Features

|   |     |
|---|-----|
| Choice of Either Queen or Twin Beds in 25 and Larger Models | STD |
| Pillow Top Memory Foam Mattress                             | STD |
| Quilted Bedspread   | STD |
| Decorative Throw Pillows                                    | STD |
| Sleeping Pillows  | STD |
| Reading LED Lights  | STD |
| Under Bed Storage   | STD |
| Overhead Storage with Sliding Doors and LED Lighting        | STD |
| Wardrobe with Hanging Bar                                   | STD |
| LG LED HD TV (Single Sharable TV in 23 Models)              | STD |
| Blackout Curtain(s)   | STD |

### Bathroom Features

|   |     |
|---|-----|
| Removable Hand Held Shower Head with Shut Off | STD |
| Porcelain Toilet                              | STD |
| Lavy Sink                                     | STD |
| Roof Vent/Fan                                 | STD |
| Towel Bar/Ring                                | STD |
| Retractable Clothes Line in Shower            | STD |
| Grohe Faucet                                  | STD |

### Additional Features

|   |     |
|---|-----|
| Airstream Logo Entrance Mat                                 | STD |
| Fire Extinguisher   | STD |
| Emergency Manual Crank for Powered Hitch Jack               | STD |
| LP, Smoke & Carbon Monoxide Detectors                       | STD |
| Built In Winterization Kit                                  | STD |
| TRA Certified Green: Emerald Status (Highest Rating)        | STD |
| Internally Routed A/C Condensation Drain Line to Wheel Well | STD |
| 3 Year Airstream Limited Warranty (Transferable)            | STD |
| 3 Year 24/7 Coach-Net® Roadside Assistance                  | STD |

See the International Serenity specifications.





Find your dealer and find your Serenity.



419 West Pike Street  
P.O. Box 629  
Jackson Center, OH  
45334 USA

937-596-6111  
[www.airstream.com](http://www.airstream.com)

#### The Airstream Travel Trailer Fleet



Product information, specifications, and photography in this brochure were as accurate as possible at time of printing. Photographs may contain some features that are optional on your vehicle.

Since we continually strive to improve our products, actual products may differ. Prices and specifications are subject to change without notice. All capacities are approximate and dimensions are nominal. Some features or options may be different or unavailable in other countries.

Warning – This information is intended as a guide only. Weights of individual vehicles may vary. Consult your owner's manual for complete loading, weighing, and towing instructions. Do not overload the travel trailer.

AIRSTREAM®, Bambi®, and all related model names, slogans, logos, trade dress, and trademarks are owned or used under license by Airstream, Inc.

All content and images  
© Airstream 2019

MKT-000010