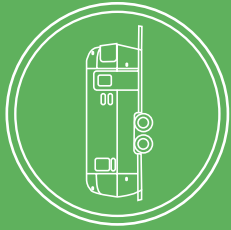



2018
International
Signature



 **AIRSTREAM**





International Signature

Dreams never looked so good.

The Airstream that best reflects you.





The Airstream International Signature is a boutique hotel on wheels. A mobile haven for modern design enthusiasts who want to bring their style with them wherever they go. Loaded with intelligent and thoughtful details in every well-made corner, the Signature is the embodiment of simplicity, modernity and beauty – both inside and out.



Materials to last a lifetime. Details you'll appreciate every day.

What truly sets the Signature apart is what's on the inside. Each of the floorplans is loaded with features as durable as they are beautiful – solid wood, stainless steel, Grohe faucets and premium hardware.



Tasteful travel: 3-burner range, Dupont Corian® countertop and plenty of pantry space makes for some great meals.







Let no sense
go unpleasured.



Space to soirée.



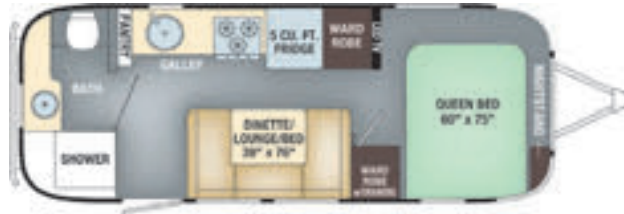
Where sleek meets sleep.

International Signature Floorplans

International Signature 23



23CB



23FB



International Signature 25




25RB Twin

25RB



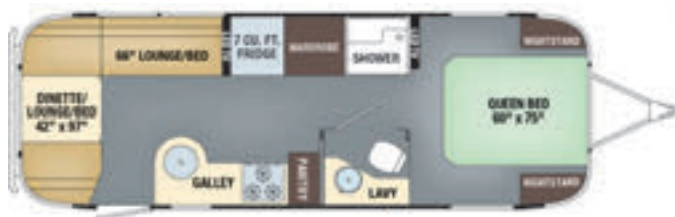
25FB




25FB Twin



International Signature 27



27FB



27FB Twin

International Signature 28



28RB Twin




28RB

International Signature 30



30RB Twin



30RB




International Signature Interiors

Ebony: Salsa Ultraleather®



Seating



Bedspread



Accent



Cabinetry



Countertops



Flooring



Awning

Ebony: Espresso Ultraleather®



Seating



Bedspread



Accent




Cabinetry



Countertops



Flooring



Awning

Ebony: Oyster Ultraleather®



Seating



Bedsread



Accent



Cabinetry



Countertops



Flooring



Awning



Finally, a bathroom worth fighting over.

International Signature Specifications

	23CB	23FB	25RB	25FB	27FB	28RB	30RB
Exterior Length	23 ft.	23 ft. 9 in.	25 ft. 11 in.	25 ft. 11 in.	28 ft.	27 ft. 11 in.	30 ft. 11 in.
Exterior Width	8 ft.	8 ft.	8 ft. 5.5 in.	8 ft. 5.5 in.	8 ft. 5.5 in.	8 ft. 5.5 in.	8 ft. 5.5 in.
Interior Width	7 ft. 7 in.	7 ft. 7 in.	8 ft. 1 in.	8 ft. 1 in.	8 ft. 1 in.	8 ft. 1 in.	8 ft. 1 in.
Exterior Height with A/C	9 ft. 9 in.	9 ft. 9 in.	9 ft. 9 in.	9 ft. 9 in.	9 ft. 9 in.	9 ft. 9 in.	9 ft. 9 in.
Interior Height with A/C	6 ft. 7.5 in.	6 ft. 7.5 in.	6 ft. 7.5 in.	6 ft. 7.5 in.	6 ft. 7.5 in.	6 ft. 7.5 in.	6 ft. 7.5 in.
Hitch Weight (with LP & Batteries)	672	440	835	837	791	903	898
Unit Base Weight (with LP & Batteries)	4,761	4,806	5,600	5,503	5,868	5,979	6,517
Maximum Trailer Capacity (GVWR) (lbs.)	6,000	6,000	7,300	7,300	7,600	7,600	8,800
Net Carrying Capacity (lbs.)	1,239	1,194	1,700	1,797	1,732	1,621	2,283
Fresh Water Tank (gal.)	39	39	39	39	39	39	54
Gray Water Tank (gal.)	21	30	35	37	37	37	38
Black Water Tank (gal.)	18	18	37	39	39	35	38
30 AMP Service Single A/C with Heat Pump (BTU)	13,500	13,500	15,000	15,000	15,000	15,000	15,000
50 AMP Service Dual A/C with Heat Pump (13,500 BTU)	—	—	OPT	OPT	OPT	OPT	STD
Ducted Furnace (BTU)	25,000	18,000	25,000	25,000	25,000	30,000	30,000
Refrigerator	2-way 5 cu. ft.	2-way 5 cu. ft.	2-way 7 cu. ft.	2-way 7 cu. ft.	2-way 7 cu. ft.	2-way 7 cu. ft.	2-way 8 cu. ft.
Interior Windows and Skylights	16	12	17	17	18	21	23
Oven (LP Gas)	STD	STD	STD	STD	STD	STD	STD
Microwave (*Removed with Convection Option Selected)	STD*	STD*	STD*	—	STD*	—	STD*
Convection Microwave Oven (*Replaces Oven)	OPT	OPT	OPT	OPT*	OPT*	OPT*	OPT*
Sleeping Capacity	Up to 6	Up to 4	Up to 6	Up to 6	Up to 6	Up to 6	Up to 6

Exterior Features

Semi-Monocoque Aluminum Superstructure	STD	ZipDee® Rear & Roadside Window Awning with Sunbrella® Fabric	OPT	Stainless Steel Front Stone Guard Protection	STD
Fluorocarbon Treated UV Protected Aluminum Exterior	STD	LED Dimmable Patio Awning Light	STD	Exterior Shower with Hot & Cold Water	STD
Temperature Reducing One Piece White Aluminum Roof	STD	Polished Bumper with Storage	STD	Lockable Fresh Water Tank Inlet	STD
Thermal Barrier Protection Between Interior and Exterior	STD	LP (2 – 30 lb. Steel Tanks) with auto 2-stage regulator	STD	City Water Inlet with Water Pressure Regulator	STD
Hand Crafted Welded Extruded Aluminum Window Frames	STD	Aluminum LP Cover	STD	Black Tank Flush System	STD
Tempered Tinted Windows with Double Cam Latching System	STD	2 Deep Cycle Group 24 Batteries with Multi-Stage Converter	STD	Hand Painted Chassis	STD
Manual ZipDee® Patio Awning with Sunbrella® Fabric	STD	Exterior LP Quick Connect Service Port	STD	Torsion Axle Suspension	STD
Powered ZipDee® Patio Awning with Sunbrella® Fabric	OPT	Solar Front Window Protection	STD	Shock Absorber	STD

Exterior Features (continued)

Powered Hitch Jack with Light	STD
4 Manual Heavy Duty Stabilizer Jacks	STD
Goodyear® ST225/75R15 Tires, Balanced	STD
Stylized Aluminum Wheels	STD
Nev-R-Lube® Bearings	STD
Nev-R-Adjust® Brakes	STD
Spare Tire – Full Size	STD
Solar Pre-wire (Rooftop & Front Access Points)	STD
80w Solar Package with Interior Monitor and AGM Battery (19'-23')	OPT

160w Solar Package with Interior Monitor and AGM Batteries (25 ft.-30 ft.)	OPT
Rear View Camera Pre-wire	STD
Rear View Monitoring System	OPT
Cable TV Hookup	STD
Satellite TV Hookup	STD
Dedicated Waste Hose Storage	STD
Custom Handcrafted 26 in. Wide Entry Door with Window	STD
Aluminum Entry Door Handle	STD
Unique Front Door Key with Heavy Duty Deadbolt	STD

Cast Aluminum Door Hinges	STD
Airstream Custom Aluminum Step (19 ft.: Thule® Aluminum Step)	STD
LED Entrance Light	STD
LED Tank Service Light	STD
LED Storage Compartment Light	STD
Cast Aluminum LED Taillights	STD
License Plate Bracket with LED Light	STD
Enclosed Aluminum Insulated Heated Underbelly	STD

Interior Features

Complete Aluminum Interior Walls and Ceiling	STD
Quietstream™ A/C with Heat Pump & Electronic Thermostat	STD
Fantastic® Fan with Thermostat & Automatic Rain Sensor	STD
Probeless Tank Monitoring System	STD
EcoBatt™ Insulation	STD
5/8 in. WBP Tongue-and-Groove Wood Floor	STD
Anti-wicking Outside Edge Floor Sealant	STD
Handcrafted Aluminum Screen Door with Guards	STD
Panoramic Front Windows with Blackout Shades	STD
Hand Crafted Italian Lite-Ply Laminated Interior Cabinetry	STD
Seamless Vinyl Flooring	STD
LED Interior Lighting with Dimmer	STD
Overhead Roof Lockers with LED Lighting	STD
Electric/LP Water Heater (6 gal.; 9 gal. production)	STD
1000W Pure Sine Inverter	STD
Coat & Key Hooks	STD

Galley, Dinette and Lounge Features

3 Burner Cooktop (LP Gas)	STD
Baraldi Cooking Vent with Light	STD
Dupont Corian® Galley Top	STD
Stainless Steel Sink with Cutting Board Sink Cover	STD
Laminate Dinette Top	STD
Ultraleather® Lounge and Dinette Seating	STD
Dinette Converts to a Lounge and Sleeping Accommodations	STD
Pull out Lounge for Sleeping Accommodations	STD
Flatware Organizer	STD
Clarion Stereo: FM/AM/CD with Bluetooth® (in/out)	STD
Blu-Ray™ DVD Player	STD
Surround Sound with Subwoofer	STD
Samsung LED HD TV with Omni Directional Antenna	STD
Oceanair Roller Blinds	STD
Grohe Faucet	STD

Bathroom Features

Removable Hand Held Shower Head with Shutoff	STD
Porcelain Toilet	STD
Lavy Sink	STD
Roof Vent/Fan	STD
Towel Bar/Ring	STD
Retractable Clothes Line in Shower	STD
Grohe Faucet	STD

Additional Features

Airstream Logo Entrance Mat	STD
Fire Extinguisher	STD
Emergency Manual Crank for Powered Hitch Jack	STD
LP, Smoke & Carbon Monoxide Detectors	STD
Winterization Bypass Valve	STD
TRA Certified Green: Emerald Status (Highest Rating)	STD
Internally Routed A/C Condensation Drain Line to Wheel Well	STD
2 Year Airstream Limited Warranty (Transferable)	STD
2 Year 24/7 Coach-Net® Roadside Assistance	STD

Bedroom Features

Choice of Either Queen or Twin Beds in 25 ft. and Larger Models	STD
Pillow Top Memory Foam Mattress	STD
Quilted Bedspread with Duvet	STD
Decorative Throw Pillows	STD
Sleeping Pillows	STD

Reading LED Lights	STD
Under Bed Storage	STD
Wardrobe with Hanging Bar	STD
Samsung LED HD TV (Shared with Galley or Additional Bedroom TV)	STD
Blackout Curtain(s)	STD

It's Time To Live Riveted.

Airstreams are built to go places — to withstand the test of time with enduring quality, design and integrity. Since the first Airstream was riveted together in 1932, we've helped our customers explore a world of new experiences in comfort and luxury. This journey can take you anywhere, but there's only one way to get there — in an Airstream of your own.



419 West Pike Street
P.O. Box 629
Jackson Center, OH
45334 USA

937-596-6111
www.airstream.com

The Airstream Travel Trailer Fleet



Product information, specifications, and photography in this brochure were as accurate as possible at time of printing. Photographs may contain some features that are optional on your vehicle. Since we continually strive to improve our products, actual products may differ. Prices and specifications are subject to change without notice. All capacities are approximate and dimensions are nominal. Some features or options may be different or unavailable in other countries.

Warning — This information is intended as a guide only. Weights of individual vehicles may vary. Consult your owner's manual for complete loading, weighing, and towing instructions. Do not overload the travel trailer.

AIRSTREAM® and all related model names, slogans, logos and trademarks used herein are owned or used under license by Airstream, Inc.

All content and images
© Airstream 2017 & 2018

SLG 25k 4/17