

ASK AN AIRSTREAMER

10 THINGS EVERY NEW AIRSTREAMER SHOULD KNOW



To test audio, we're playing a
Spotify playlist from Airstream

LAUREN & DANIEL



ADAMO



DAN





L
A
U
R
E
N

&
D
A
N
I
E
L



ADAMO



DAN

**NATIONAL SERVICE
MANAGER,
AIRSTREAM TRAVEL
TRAILERS**





1 CAMP LOCAL

STAY LOCAL

LEARN...

YOUR AIRSTREAM.

WHAT YOU WILL NEED.

HOW TO USE IT.

ALL THE SYSTEMS.

**STAY CLOSE TO HOME OR
YOUR DEALERSHIP**





2

**KNOW BEFORE YOU
TOW**



TAKE IT SLOW.

**FIND YOUR
COMFORT
ZONE.**

CHOOSE THE RIGHT TV

TV = Tow Vehicle

- Know your Airstream's weight and TV's towing capacity
- How many people typically come along?
- What do you usually take with you?
- What other purposes will this vehicle serve?



HITCHING

- Again, take it slow
- Know your ball size; Airstream standard is 2-5/16"
- Direct full attention to hooking up to avoid any mistakes
- Triple check



KNOW YOUR AIRSTREAM TIRE SPEED RATING

2017 AND OLDER AIRSTREAM MODELS

15" Marathon ST Tire

Speed rating = 65 MPH

SPEED RATING	(KM/H)	(MPH)	SPEED RATING	(KM/H)	(MPH)	SPEED RATING	(KM/H)	(MPH)
A1	5	3	D	65	40	Q	160	100
A2	10	6	E	70	43	R	170	106
A3	15	9	F	80	50	S	180	112
A4	20	12	G	90	56	T	190	118
A5	25	16	J	100	62	U	200	124
A6	30	19	K	110	68	H	210	130
A7	35	22	L	120	75	V	240	149
A8	40	25	M	130	81	W	270	168
B	50	31	N	140	87	Y	300	186
C	60	37	P	150	94	(Y)	300+	186+

2017 AND NEWER AIRSTREAM MODELS

15" Endurance Tire

Speed rating = 87 MPH

Tire speed rating is located on sidewall of tire

Speed rating is there to let you know that you shouldn't exceed that speed with that tire. If you do for a sustained period of time, the air in the tire can heat up and expand causing the tire to fail.

GLOSSARY

<https://bit.ly/3oMcWuI>

Gross Vehicle Weight Rating (GVWR)

The maximum allowable loaded weight of your tow vehicle or Airstream



Tow Rating

Rating of the maximum weight that can safely be towed by a vehicle



Hitch Weight (HW)

“Tongue Weight,” this is the amount of weight a trailer's tongue places on the tow vehicle hitch. Hitch weight includes the batteries and propane tank weight



Unit Base Weight (UBW)

“Dry weight,” this is how much your Airstream weighed when it rolled off the assembly line – before you start putting stuff in it.



Net Carrying Capacity (NCC)

The total weight that your Airstream can carry



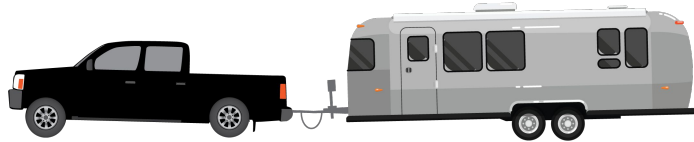
Occupant and Cargo Carrying Capacity (OCCC)

This is applied to motorized RVs. Maximum allowable weight for EVERYTHING onboard the unit

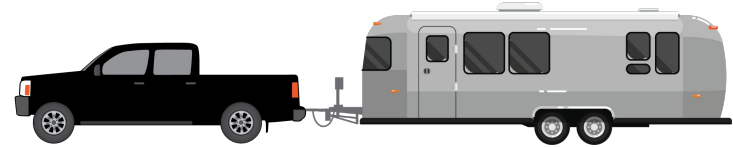


WEIGHT DISTRIBUTION HITCHES

Without Distribution Hitch



With Distribution Hitch



COMMON MANUFACTURERS




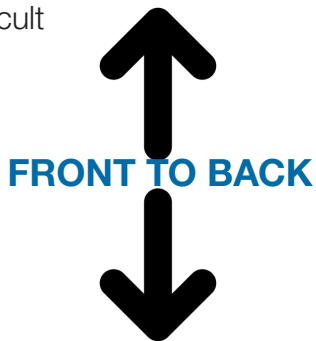
3 WHY LEVELING IS SO IMPORTANT



MAKE SURE YOUR AIRSTREAM IS LEVEL

IF NOT LEVEL, CERTAIN THINGS MAY NOT WORK PROPERLY


- Appliances
- Door may not latch/lock
- Tank % may not be right
- Cooking can be difficult



SURVEY THE LAND: THINGS TO CONSIDER

- Is this the most level and safest spot with the best view?
- What side are your hookups on? Test hook-ups
- Which side is your awning on?
- Once you set-up, you don't want to move again

TOOLS TO HELP LEVEL YOUR AIRSTREAM



A silver camper van is parked on a sandy beach. The van's side awning is extended, creating a shaded area. In the foreground, two green lounge chairs are set up on the sand. The background shows a calm body of water and a line of trees under a cloudy sky.

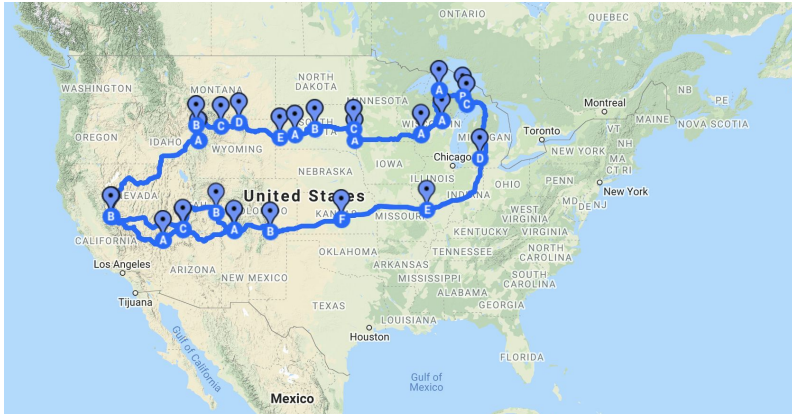
4

**THERE ARE PLENTY
OF PLACES TO CAMP**

CHARTING THE COURSE



Create a map and route your travels



Mobile app, and content provider that helps travelers plan road trips



RESOURCES



Best for finding free, public and private campgrounds nationwide



Want to find fellow RVers where you are, where you want to go, or along your route? This app is great for that.



Focusing on road trip-friendly services like locations of rest stops, RV parks, and Walmart parking lots, on top of their database of RV and tent camping options



Best for finding glamping and unique paid campsite spots



Large library of paid campgrounds and boondocking sites. Great resource to find BLM sites, National Forests or National Parks (includes cellular connectivity ratings)



Best for finding local farms, breweries, wineries, and distilleries that offer short-term camping sites for free



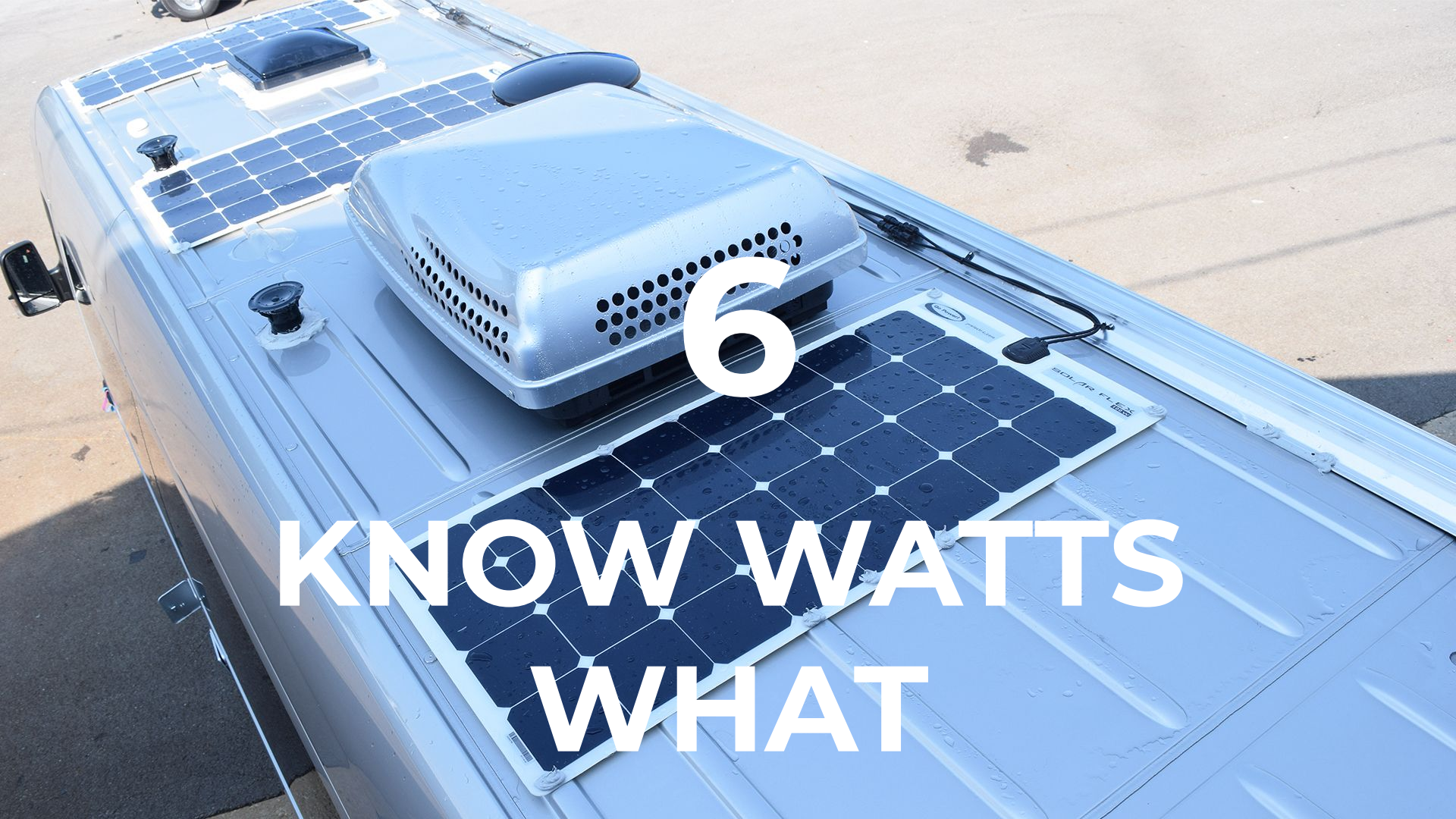
Best for planning a visit to a National Park



Best for finding boondocking hosts on your route to arrange stays with them

A scenic photograph of a winding asphalt road through a lush, forested valley. The road curves from the bottom left towards the right. The surrounding hills and mountains are covered in dense green trees. The sky is filled with soft, wispy clouds, and the lighting suggests the time is either early morning or late evening, with a warm, golden glow on the horizon. The overall mood is peaceful and serene.

**5
SLOW
IS
FAST**



6

KNOW WATTS
WHAT

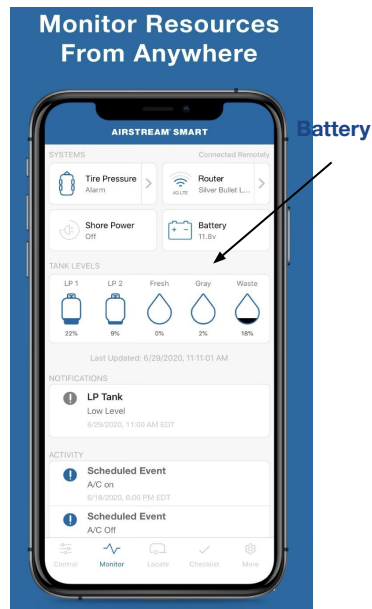
HOW MUCH BATTERY POWER DO YOU HAVE (LEAD ACID & AGM)



Globetrotter, International, Caravel,
Basecamp, Bambi, Flying Cloud, Atlas



Classic, Interstate



Classic Only

Voltage	State of Charge
13.0	100%
12.7	90%
12.5	80%
12.3	70%
12.1	60%
12.0	50%
11.9	40%
11.8	30%
11.6	20%
11.5	10%
10.5	0%

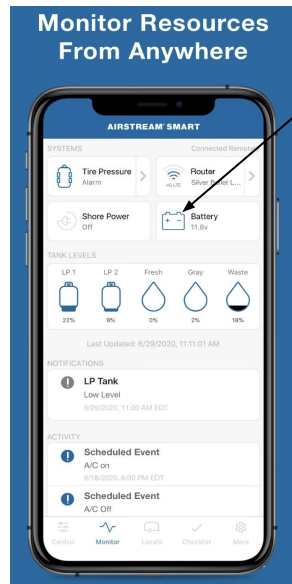
HOW MUCH BATTERY POWER DO YOU HAVE (LITHIUM)



Globetrotter, International, Caravel,
Basecamp, Bambi, Flying Cloud, Atlas



Classic, Interstate



Battery

Classic Only

Voltage	State of Charge
13.4	100%
13.3	90%
13.2	80%
13.2	70%
13.1	60%
13.0	50%
12.9	40%
12.8	30%
12.7	20%
12.0	10%
9.6	0%

WATT CAN I RUN?

Watt = measure of work and the universal energy comparison

Conversion Formulas:

Watts = Volts x Amps

Volts = Watts / Amps

Amps = Watts / Volts

Examples

Alternating Current (AC)

Using a 120 volt / 1 amp TV for one hour

*120 volts X 1 amp = 120 watt hours
(run for two hours = 240 watts)*

Using a 120 volt / 10 amp coffee maker for 10 minutes

120 volts X 10 amps = 1,200 watt hours

*(Using for 10 minutes, so divide by 6)
1,200/6 = 200 watts*

Direct Current (DC)

Using a 12 volt / 7 amp gas furnace for one hour

*12 volts X 7 amps = 84 watt hours
(run for two hours = 168 watts)*

Using a 12 volt / 1.8 amp fantastic fan for 8 hours on low speed

12 volts X 1.8 amps = 21.6 watt hours

*(Using for 8 hours, so multiply by 8)
21.6*8 = 172.8 watts*

COMMON AIRSTREAM LOADS

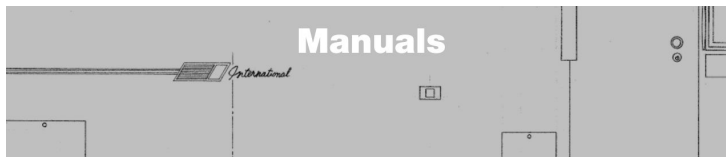
RV Loads	Watts	Owner Devices	Watts	Owner Devices	Watts	Owner Devices	Watts	Owner Devices	Watts
Dometic AC's	Start-up watts: 3,500 Running watts: 1,500	Electric Weber Grill	1,800	Iron	1,000	Air Fryer	1,500	Dehumidifier	350
Refrigerator	440	2 Slice Toaster	800	Amazon Alexa	3	Blender	300	Outdoor LED String Lights	50
Microwave	1,000	Coffee Machine	1,200	Phone/Tablet	12	Hair Dryer	1,200	Portable Fan	115
Heating	3,150	Laptop	85	Computer (Monitor/Printer)	200	Curling Iron	35		
Smart Television (32")	145	Coffee Machine	1,200	Electric Blanket	125	Hand-held Vacuum	106		
Lights (LED)	~150	Slow Cooker (Instapot)	700	Electric Kettle	1,500	Nest Camera	8		



7

AN OUNCE OF
PREVENTION...

MAINTENANCE



Product: All Year: All Search Manuals

1 - 10 of 465

Year	Name	Category	
2021	2021 Atlas Owner's Manual	Touring Coach	View Download
2021	2021 Bambi Owner's Manual	Travel Trailer	View Download
2021	2021 Bambi Parts Book	Travel Trailer	View Download
2021	2021 Basecamp Owner's Manual	Travel Trailer	View Download
2021	2021 Caravel Owner's Manual	Travel Trailer	View Download
2021	2021 Caravel Parts Book	Travel Trailer	View Download
2021	2021 Classic Owner's Manual	Travel Trailer	View Download
2021	2021 Classic Parts Book	Travel Trailer	View Download
2021	2021 Flying Cloud Owner's Manual	Travel Trailer	View Download
2021	2021 Globetrotter Owner's Manual	Travel Trailer	View Download

airstream.com/owners/manuals/

Maintenance Schedule



WARNING

Failure to maintain your trailer can cause premature and unexpected parts breakage and/or erratic operation that may be hazardous.

NOTE

See appliance manufacturer's literature for further information.

Every 1,000 miles or 60 days

Escape Window	Check operation of latches and upper hinge.
Battery*	Check water level, lead acid only.
Smoke Alarm & CO Detector	Test and replace battery as required.
Tires	Check tire pressure (See Specifications).
Hitch	Check for loose bolts or unusual wear.
GFI Circuit Breaker	Test and record.

* As a battery ages and becomes less efficient, the water level should be checked more often and replenished only with distilled water. Checking water level does not apply to Glass Mat Batteries.

Every 5,000 miles or 90 days

Main Door Latch	Lubricate with dry graphite
Exterior Door Locks	Lubricate with dry graphite.
Exterior Hinges	Lubricate with light household oil.
LPG Hold-Down	Lubricate with light household oil.
LPG Regulator	Check bottom vent for obstructions.
Wheel Lug Nuts	Torque Aluminum Wheels to 110 ft. lbs and Steel Wheels to 100 ft. lbs.
Breakaway Switch	Pull pin and lubricate with household oil. (See further instructions in this section.)
7-Way Plug	Spray with contact cleaner.

Every 5,000 miles or 90 days

Hitch Ball	Lubricate with hitch ball lube or wheel bearing grease.
Range Exhaust Hood	Clean fan blades and wash filter.
Main Door Step	Lubricate and inspect moving parts.

Every 10,000 miles or 6 months

Brakes	Inspect or replace as necessary.
Nev-R-Lube	Visually inspect wheel bearings at tire rotation. Refer to Dexter's recommendation www.dexteraxle.com or call (574) 295-7888.
Tires	Inspect and rotate.
Spare Tire Carrier	Lubricate moving parts.
Windows, and Door Seals	Clean with mild detergent and coat with "Slipicone."
Exterior	Wax.
Escape Window	Lubricate latches with WD-40 or light household oil.

Every year

Battery	Clean, neutralize, and coat terminals with petroleum jelly.
LPG Tanks	Have purged by LPG supplier.
Seams	Check and reseal exterior seams, windows, lights, and vents as needed.
Hitch Coupler and Ball	Ensure all parts operate freely. Replace any component if worn or damaged.
Interior Cabinetry	Visual Inspection of latches Locks, Hinges and Slides. Silicone Spray as needed.

Every 2 years

Alde Glycol fluid replacement	Drain and replace. Use only Glycol recommended by Alde.
-------------------------------	---

CLEANING PRODUCTS



Black & grey tank maintenance kit



To keep windows from sticking to seals, apply 303 protectant



Outside wash; use any automotive soap safe to use with a **clear coat**

CLEANING FRESH WATER TANK

1/4 cup of household bleach + **1 gallon** of water = SOLUTION FOR **15 GALLONS**



Let this solution set in your tank for at least **4 hours** before flushing



Then open the exterior drain and let the water run until the tank is empty – but don't let the water pump run after the tank is empty or you could damage the pump (no longer than 10-15 seconds)



Fill again and flush with another tank's worth of fresh water

WHERE TO GET YOUR AIRSTREAM WASHED

DEALERSHIP
(CERTAIN LOCATIONS)



CAMPSITE



**MOBILE RV WASHING
COMPANIES**



Select Your Vehicle

» Auto

RV

» Boat

» ATV

» Work

Select Your RV Type



Vehicle Type

Airstream Trailers

Zip Code

Zip Code

Make

Airstream

Model

Flying Cloud

Color

Silver

Length

23 ft.

A close-up, slightly angled view of the front of a silver Airstream travel trailer. The word "AIRSTREAM" is embossed in black capital letters on the side of the front nose. Above the name, there are three red marker lights and a black antenna. A grey, ribbed awning extends from the front of the trailer. In the background, a body of water and distant hills are visible under an overcast sky. A person is partially visible in the lower right, and a small fire is burning in a fire pit.

8

**KNOW WHERE
TO GET HELP**

RESOURCES

FIRST, REFER TO YOUR MANUAL

LOCAL DEALER

- Established relationship

AIRSTREAM CUSTOMER SERVICE

- M-F 8am-5pm (ET)
- Live Customer Service representative

COACH-NET

- 24/7 RV Technical & Roadside assistance

AIRSTREAM ADDICTS

- Airstream owner database
- Community
- Troubleshooting with other owners

AIRSTREAM ACADEMY

- Search our help center for quick answers
- How-to videos

AIRFORUMS

- Airstream owner database
- Community
- Troubleshooting with other owners



9

**THERE'S MORE
THAN ONE WAY TO
GET THERE**

TRANSPORTATION OPTIONS

1. LEAVE IT & FLY HOME
2. HAVE A FRIEND TRANSPORT IT
3. TRANSPORTATION SERVICE



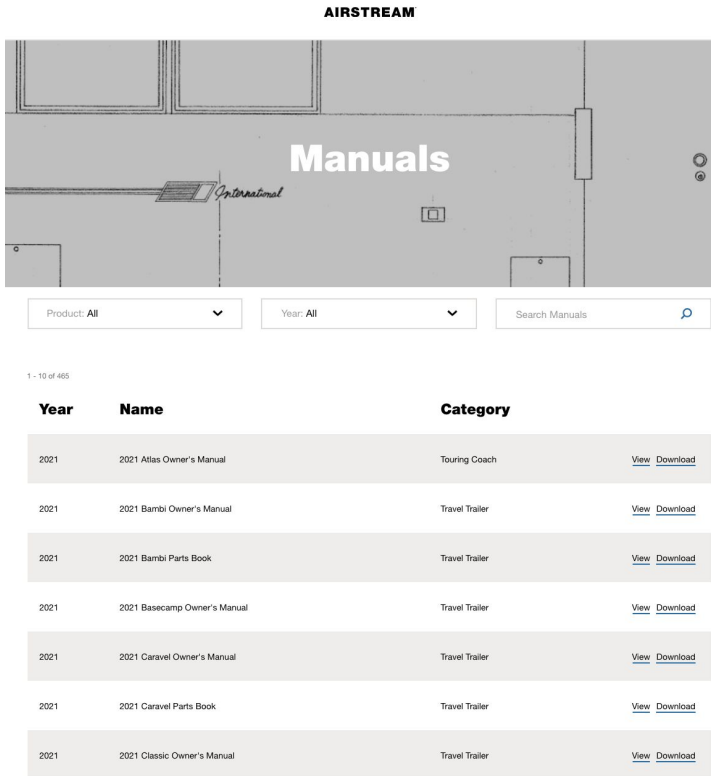


10

IT'S NOT ONE SIZE
FITS ALL

PROACTIVE VS. REACTIVE

AIRSTREAM



Manuals

Product: All Year: All Search Manuals

1 - 10 of 465

Year	Name	Category	
2021	2021 Atlas Owner's Manual	Touring Coach	View Download
2021	2021 Bambi Owner's Manual	Travel Trailer	View Download
2021	2021 Bambi Parts Book	Travel Trailer	View Download
2021	2021 Basecamp Owner's Manual	Travel Trailer	View Download
2021	2021 Caravel Owner's Manual	Travel Trailer	View Download
2021	2021 Caravel Parts Book	Travel Trailer	View Download
2021	2021 Classic Owner's Manual	Travel Trailer	View Download

Google

YouTube

DISCUSSION/Q & A

IF WE DON'T GET TO YOUR QUESTION,
SEND US A NOTE: HELLO@AIRSTREAM.COM



SHOP ALL

GIFTS

AIRSTREAM LOVE

SKYWATCHING

ADVENTURE

Bags + Packs

MY AIRSTREAM

Mattresses + Sheets

Stainless Steel Upgrades

Rivets

Keys

Touring Coach

Clean + Maintain

Airstream Lighting

Replacement Parts

Accessories + Tools

APPAREL

Men's

Women's

Kid's

Hats

Unisex

Accessories

CAMPSITE

Eat + Drink

Campfire Collection

Campsite Tools

Electronics

Lighting

Relax

HOME + DECOR

Kitchen + Dining

Bed + Bath

Décor

Organize

Books + Journals

Holidays

Pets

\$10 OFF ORDERS OVER \$50

ONE TIME USE PER PERSON
EXPIRES DATE: JUNE 28, 2021

CODE: ASKTENTHINGS