



AIRSTREAM® Atlas

2024 TOURING COACHES




About Atlas

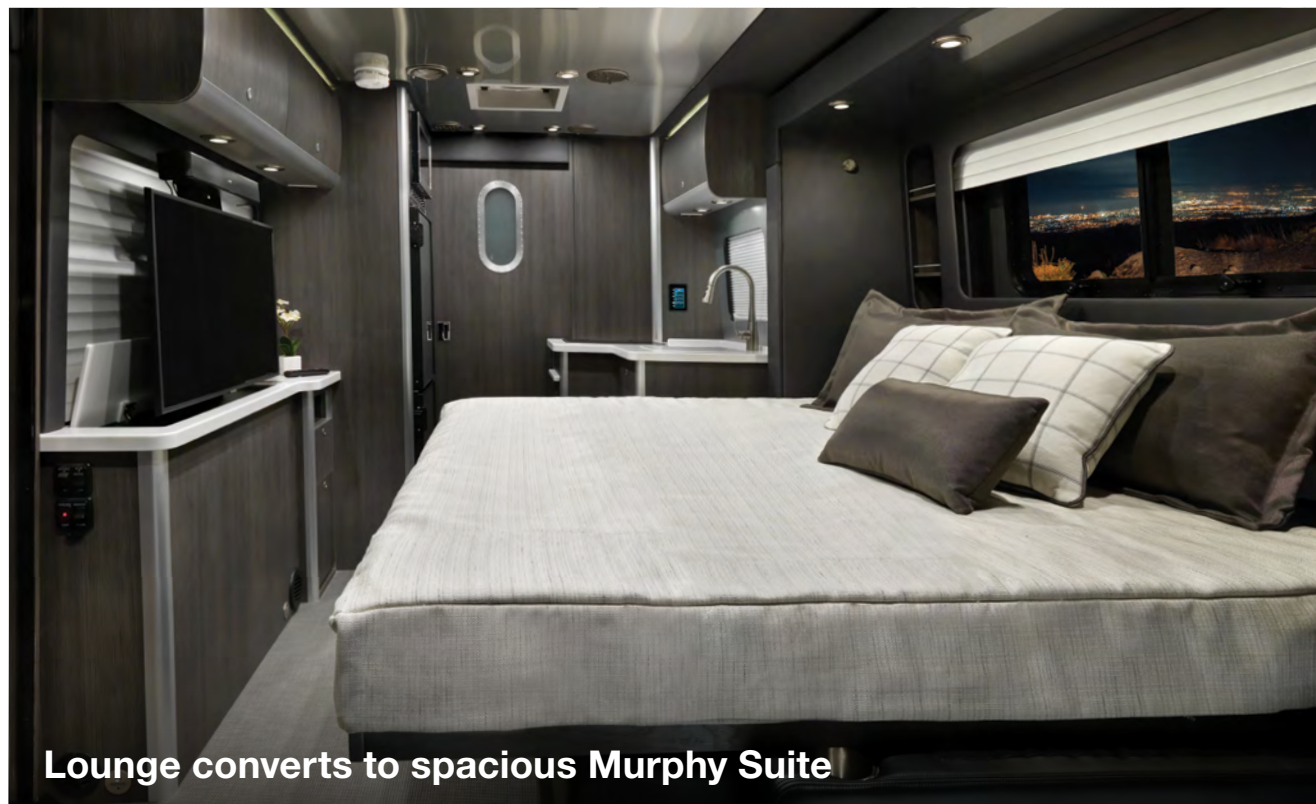
With its roomy interior, expansive bathroom, and full slate of amenities, the Atlas Touring Coach is the crown jewel of our luxurious line of motorized touring coaches. It's a Class B RV built on the legendary Mercedes-Benz® Sprinter cab chassis and inspired by our trailblazing Airstream Interstate series. But Atlas is no ordinary Class B motorhome: With its wide body, power slide-out, and understated automotive styling from grill to bumper, we affectionately call it a Class B+. A new standard has arrived for those who believe a well-traveled life begins with the very best.

Atlas is designed to give travelers plenty of room to start with — and then expand to make things even roomier and more luxurious via a power slide-out. The fully appointed interior features a wide galley, residential-style bathroom, and a plush lounge that converts to a bed with the push of a button. Solid-surface countertops, seemingly endless amounts of overhead storage, and touchscreen interfaces round out the Atlas experience.


On the road, the Atlas provides a driving experience par excellence. A 2.0L turbo charged high output 4-cylinder diesel engine delivers power and performance under the hood, and we select every available safety and comfort feature Mercedes-Benz offers. Plus, add the optional E1 Package for more power, simplicity, and off-grid capability. Expansive, exceptional, and packed with features: There's simply no other travel experience like Atlas.



Solid surface countertops in the galley



Lounge converts to spacious Murphy Suite



Elegant residential-style bathroom

Décors

“

We love how the soft woodgrain and bright finishes in Classic Canyon really expands an already spacious interior and makes it feel even more open and airy." **MIRANDA** Atlas Owner



Seating

Flooring

Countertop

Cabinetry

Walls

Classic Canyon



Seating

Flooring




Countertop

Cabinetry

Walls

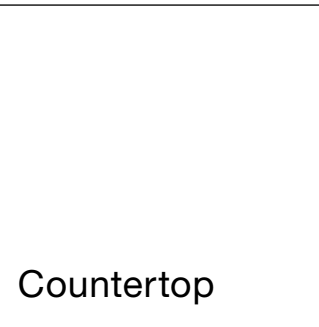

Formal Black

Décors



Modern Greige

“ I worked my entire career thinking I wanted to retire on the beach. But with the Tommy Bahama décor, it's got this great, calming vibe and I can bring the island life wherever I go.” **JEREMY** Atlas Owner



Tommy Bahama Special Edition



Exterior Color



Iridium Silver Metallic

Exquisite, prestigious, and gracefully distinguished



Classic Canyon Décor Shown



Floor Plan

Atlas is the first Airstream motorhome to include a power slide-out, and we've taken care to do it right. On the road, the slide-out is retracted and fits seamlessly with the hand-crafted automotive body style. At the campground, it extends with the touch of a button on the multiplex control panel. Once extended, you have more room to relax on the couch or pull down the Murphy bed to turn in for the night.

A spacious bathroom spans the entire rear of the motorhome. Behind the sliding pocket door is a residential-style space with a stunning shower, a closet and vanity, and a toilet. Enjoy continuous hot water, Kohler® faucets and fixtures, and special touches like a teak shower inlay and LED accent lighting.

Exterior Features


With its wide stance and hand-crafted automotive styling, Atlas is a time-tested work of Airstream craftsmanship. An extensive paint and bodywork process is complemented by Triple Nickle Chrome Finished wheels for sleek automotive styling. Air ride suspension delivers an exceptionally smooth driving experience while a full slate of sensors, cameras, and drive assist features provide best-in-class safety and awareness. Ample external storage is cleverly hidden behind locking body panels and a power entry step conveniently retracts out of sight. At the campsite, the powered armless awning creates a wide outdoor seating area with ample LED lighting incorporated into the patio and undercarriage. Add the optional E1 Package for a simplified single-fuel-source heating and comfort system for more freedom and off-grid camping ability than ever before.



1 The powered step automatically extends and retracts when the door opens.



2 A powered, armless awning creates a wide exterior seating area.



3 Stay connected with a Starlink High Performance In-Motion system that comes standard.



4 Air Ride Suspension delivers an exceptionally smooth ride with less road noise.



5 Safety sensors and cameras provide 360-degree awareness and peace of mind.



6 Equip Atlas with even more power and off-grid capability with the optional E1 Package.

Specifications

Chassis	Mercedes-Benz® Sprinter 4500
Engine	Mercedes-Benz® 2.0L Turbo Charged High Output 4 Cylinder Diesel
Emissions	BlueTEC SCR Technology, 50 State – EPA/CARB Standards
Horsepower	211 HP / 332 lbs torque
Transmission	9G-Tronic Plus
Axle Ratio	4.727
Wheelbase	170"
MPG*	16-18 Estimated Highway
Chassis Safety System	Mercedes-Benz® Adaptive ESP® (Electronic Stability Program)
GVWR/GCWR	12,125 lbs / 15,250 lbs
UVW****	10,129 lbs
OCOC****	1,996 lbs.
Tow Package	Mercedes-Benz® Hitch, 7 Pin Trailer Plug, Brake Control Pre-wired
Tow Capacity**	Up to 4,000 lbs
Trailer Safety System	Mercedes-Benz® Trailer Stability Assist System
Overall Length	24 ft. 9 in.
Overall Height	10 ft. 6 in. (including A/C & Antenna)
Overall Width	7 ft. 11 in.
Interior Height/Width	6 ft. 6 in. / 7 ft. 4.5 in.
Tank Capacities	20 gals (Fresh), 31 gals (Grey), 27 gals (Waste)
LPG	9.76 gals (41.38 lbs) 80% fill
Diesel Fuel	24.5 gals
Air Conditioner	15,000 BTU Quietstream™ Ducted
Furnace	19,000 BTU
Water Heater	60,000 BTU On-Demand Continous Flow
Heated Tanks	Fresh and Grey Tanks (12 volt)

Refrigerator & Freezer	9.1 cu. ft. (12 volt)
Microwave	1.1 cu. ft. Convection Microwave
Cooktop	2 Burner with Integrated Cover
Safety Components	LP Gas Detector, Smoke and CO ₂ Alarm, Fire Extinguisher and First Aid Kit
Plumbing System	Macerator Pump System w/ Electric Retract
Starlink Flat High Performance In-Motion*****	STD
TV Antenna	Directional In-motion VHF/UHF
TV Cable	Cable TV Outlets/Hook-ups
TV Satellite	Pre-wired for Satellite Dish
Connected 5G Antenna	Pre-wired for Airstream Connected
Electrical System	Touch Screen/Touch Pad Electronic Controls with Energy Management
Converter/Inverter	50 amp Multi-stage Charger, 1,000 Watt Pure Sine Inverter
Generator	3.6 kW (LP) with Remote Start
Batteries (Coach)	2 – 100 Ah Deep Cycle Lithium Batteries (LiFePO4)
Shore Power	30 amp/110 Volt Service
Solar Power	400 Watt Total (100W Chassis / 300W House)
Hydraulic Leveling Jacks	STD
E1 Package	OPT
Front Bed System	OPT
Support	3 Year 24/7 Coach-Net® Roadside Assistance
Warranty***	3 Years/36,000 Miles Airstream 3 Years/36,000 Miles Mercedes-Benz® 5 Years/100,000 Miles Mercedes-Benz® Engine
(Chassis specs may vary, contact your Airstream Dealer)	

Safety

Multiple Safety Air Bags	STD
Active Brake Assist	STD
Active Lane Keeping Assist	STD
Active Distance Assist - Distronic Plus	STD
Active Driver Attention Assist	STD
E-Call Assist	STD
Traffic Sign Assist	STD
Wet Wiper System	STD
Rear Camera Assist w/Always-On Viewing & Adjustable Angle	STD

Cockpit

Power Adjustable Heated Driver/Passenger Seats	STD
Tilt & Telescopic Leather Steering Wheel	STD
Advanced Multifunctional Steering Wheel	STD
Push Button Keyless Start	STD
Steering Wheel Paddle Shifters	STD
In-Dash Wireless Cell Phone Charging	STD
Overhead Map Lights	STD
In-Dash Maintenance Monitoring System	STD
MBUX Infotainment System (Mercedes-Benz User Experience) touch screen, pinch, zoom, voice recognition, Apple Carplay, Android capability	STD
Rear View Camera Monitor	STD
Custom Carpet Floor Mats	STD
Privacy Shades	STD

Exterior

Full Body Kit	STD
Hidden Hitch Cover Rear Bumper	STD
Fog Lamps	STD
Triple Nickle Chrome Finished Wheels	STD
High Performance Headlights	STD
Power Armless Awning w/Auto Retract	STD
Power Entry Step	STD
LED Lighting - patio, service box locations, adjustable awning, under carriage	STD
Locking Service Boxes	STD

Exterior Shower with Hot & Cold Water	STD
LP Accessory Hook-up (Grill)	STD
Side Screen Door	STD

Main Cabin

Signature Aluminum Ceiling & Trim	STD
Matte Finish Laminate Cabinetry	STD
Flush-Mount & Solid Shut Cabinets	STD
Ultraleather™ Seating	STD
Vinyl w/Urethane Covering on Walls & Windows	STD
Power Window Shades	STD
Marine Woven Synthetic Flooring	STD
Adjustable LED Lighting	STD
LED SMART Widescreen HDTV	STD
Power Sofa	STD
Integrated Murphy Bed (73" x 73")	STD
USB Charging Ports	STD
Exhaust Fan with Thermostate & Rain Sensor	STD

Bathroom

Porcelain Toilet	STD
Bath w/Corner Shower Teak Inlay	STD
Medicine Cabinet With Mirror	STD
Riveted Aluminum Porthole Door	STD
Kohler Faucet, Shower Head and Sink	STD
Towel Rack	STD

Galley

Solid Surface Countertop with Backsplash	STD
Solid Surface Galley Slide-Out Shelf	STD
Sink with Integrated Cover	STD
Cooktop with Cover	STD

* Actual mileage may vary due to load, driving style, and overall conditions.
** Typical tow capacity will vary and is dependent upon build spec and intended vehicle loading with people, cargo, and fluids.
*** New Vehicle Limited Warranty. Individual components may vary. See Owners Manual for specific warranty coverage and information.
**** Weights are approximate. See Vehicle Sticker for specific vehicle information.
***** Starlink service plan required.

Why You'll Love It

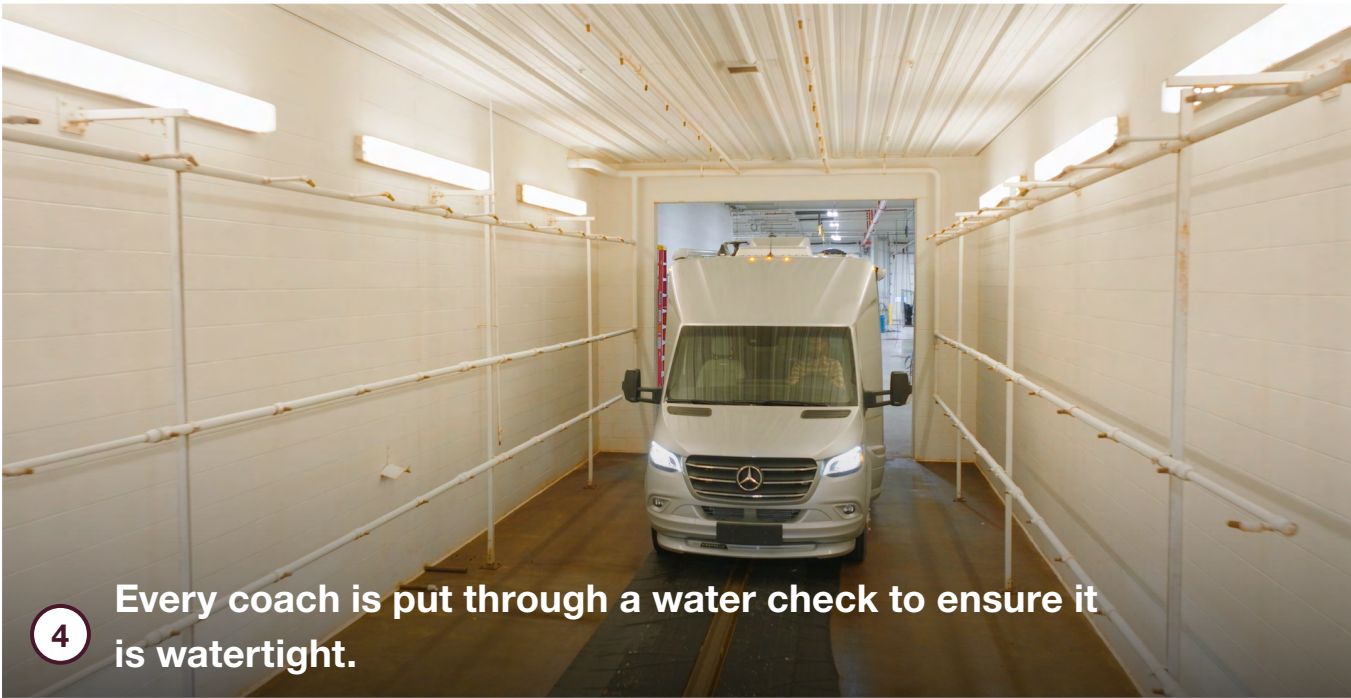
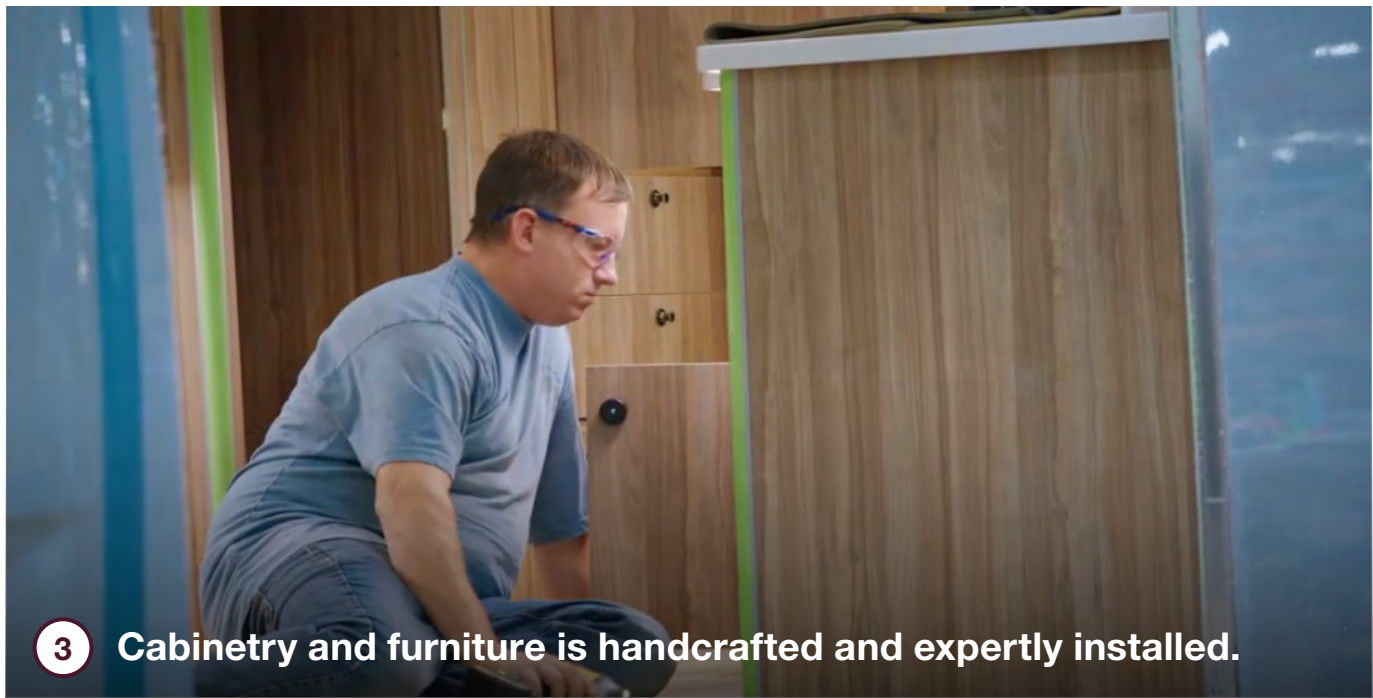
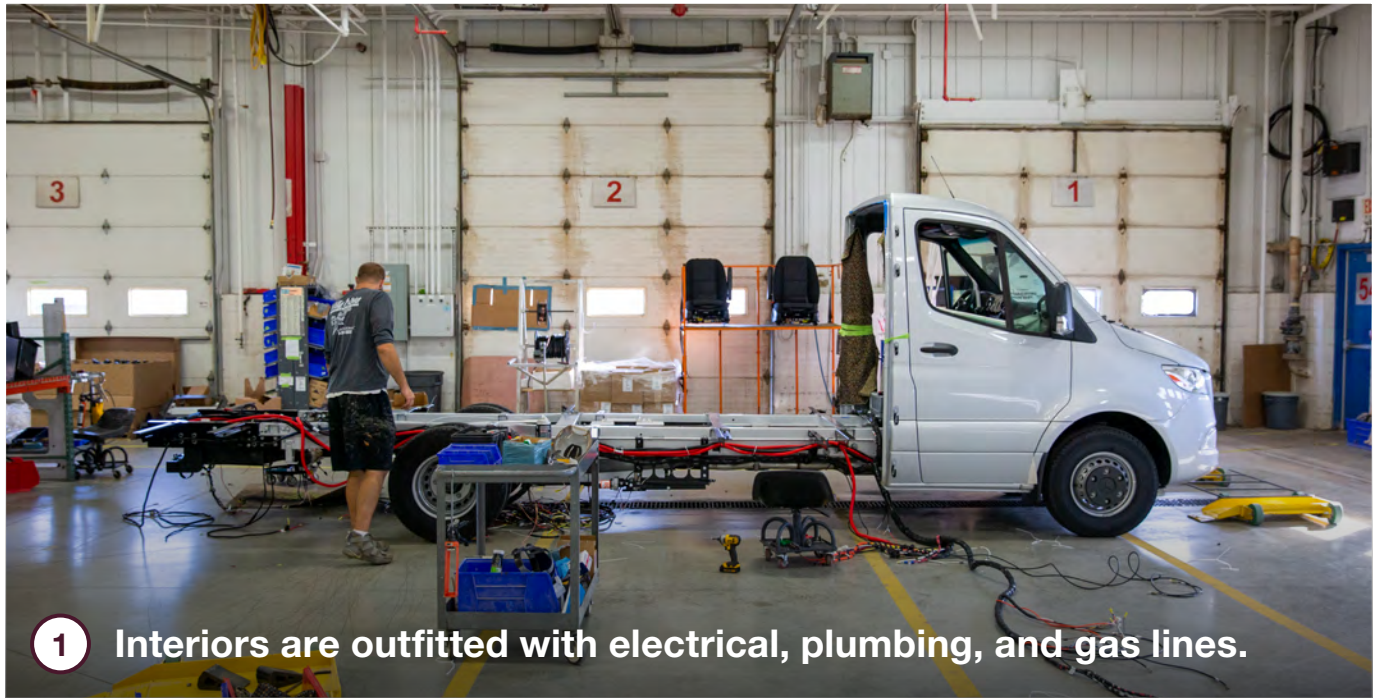
- Featuring the only slide-out in Airstream's fleet, Atlas's interior space expands at the push of a button, revealing a cleverly concealed Murphy Bed when it's time to catch some rest.
- Marvel at the residential-style bathroom that spans the entire rear of the coach, complete with a teak-inlaid shower, wide sink counter, and toilet.
- Relax with a premium audio system and flat screen television that lowers into a concealed position when not in use.
- Fifteen coats of cut-and-buff paint and finishing work completes Atlas's sleek automotive exterior styling.



How It's Made

Each Mercedes-Benz cab chassis arrives in Jackson Center fully loaded with safety and security features and one of the most powerful and dependable engines under the hood. Our expert craftspeople hand-build the exterior walls and roof in-house while undercarriage features like generators, holding tanks, and batteries are installed. Standard seats are removed and re-upholstered with plush Ultraleather, while the interior is outfitted with electrical wiring harnesses, plumbing, gas lines, and comfort systems. We handcraft every cabinet and storage locker in our woodshop, which are then installed along with the shower, seating, and galley appliances. Extensive paint and fiberglass bodywork completes the exterior. And like every Airstream product, Atlas is put through an extensive water check to ensure there are no leaks before quality inspection teams test every component, system, and function before it goes out the door to a customer.

[Schedule a factory tour](#)





419 West Pike Street,
P.O. Box 629
Jackson Center, OH
45334 USA
937-596-6111

www.airstream.com

AIRSTREAM[®] + Mercedes-Benz[®]

Roll with the Best[®]

Product information, specifications, and photography in this brochure were as accurate as possible at time of printing. Photographs may contain some features that are optional on your vehicle.

Since we continually strive to improve our products, actual products may differ. Prices and specifications are subject to change without notice. All capacities are approximate and dimensions are nominal. Some features or options may be different or unavailable in other countries.

Warning – This information is intended as a guide only. Weights of individual vehicles may vary. Consult your owner's manual for complete loading, weighing, and towing instructions. Do not overload the travel trailer.

AIRSTREAM[®], the Airstream travel trailer trade dress, and all related model names, slogans, logos, trade dress, and trademarks are owned or used under license by Airstream, Inc. All other trademarks are owned by their respective owners.