

THE **AIRSTREAM**® GUIDE TO  
**BOONDOCKING**







# WILD AND FREE: THE BOONDOCKING EXPERIENCE

The beauty of boondocking is the beauty of Airstreaming in a nutshell: it's just you, your RV, and the great wide world around you. You're literally unplugged from the everyday world and free to pick up and take off for the next spot at a moment's notice. Thousands of Airstreamers are boondocking right now, whether they're taking some time off for vacation, working from the road, or living off the grid full-time, and you can be one of them with a little knowledge and planning! That's what this guide is here for: to help you know how and where to have a successful boondocking experience. Happy camping!

## **Boon • dock • ing** (n)

Any time you're camping without traditional power, water, and sewer hookups.

*Also known as: dry camping, dispersed camping, public land camping, primitive camping, wild camping, and free camping.*



# TABLE OF CONTENTS

04 | Boondocking 101

09 | Where to boondock

13 | Boondocking safely

17 | Fresh water supply

21 | Emptying your tanks


24 | Power supply

27 | Finding internet

30 | Leave It Beautiful

32 | FAQs

35 | The Contributors







@tailsofwanderlust



@ninamayerritchie

# BOONDOCKING 101







# THE ORIGINAL AIRSTREAM BOONDOCKERS




Airstream founder Wally Byam spent his teen years working with his uncle on a sheep farm, sleeping in a covered wagon. That's some real-life Oregon Trail experience.

After he grew up and met his first wife, Wally spent time in 1929 inventing a pop-up tent attached to a Ford Model T chassis that was intended to make sleeping outside far more comfortable.

It wasn't long before Wally built his first teardrop-shaped wooden trailer you could stand up in and tow behind the family car. And from there, Airstream travel trailers were born.





*Central American Caravan in 1958*

# THE ENDLESS CARAVAN

One thing Wally Byam was known for was his sense of adventure, and he thought there was no better way to road test early Airstreams than to take them out for caravan trips.

The first Airstream caravan set out in 1951 and made it from Texas to Nicaragua with only their travel trailers, their ingenuity, and the kindness of strangers. The caravans continued around the world, from one tip of Africa to another, and throughout Europe. And today, thousands of Airstreamers still carry on what we call the Endless Caravan of road trips that traverse the entire planet.



*Jamaica Winter Caravan in 1970*



*Caravan America-China in 1985*



*Endless Caravan: Chispa House in 2019*



# THE BOONDOCKING BOOM



@tinysshinyhome

While modern conveniences have come light years since the early Airstream caravan days, the dream of going out to the “boondocks” and getting back to nature still has that same appeal – if not more. Today, boondocking has become more popular than ever and unlocked the ability to truly work from anywhere. What if your office could be anywhere you wanted, and different from week to week?

## Working from anywhere in a post-2020 world

It's no secret that the COVID-19 pandemic created a rapid transition to remote work, but 2020 research shows that workers want this trend to continue.

**64%**

*of the U.S. employees were working from home in 2020.*

**3/5**

*U.S. workers who did their jobs from home during the pandemic would prefer to continue working remotely as much as possible.*

**99%**

*of people say they'd like to work remotely at least some of the time.*

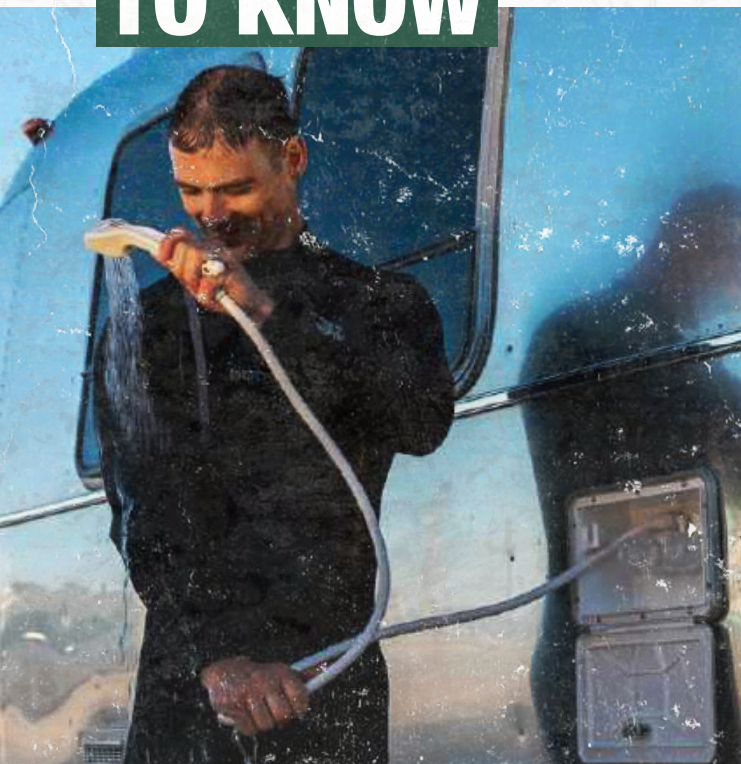


BOONDOCKING 101

[www.talentlyft.com/en/blog/article/385/covid-19-work-from-home-stats-is-remote-work-here-to-stay](https://www.talentlyft.com/en/blog/article/385/covid-19-work-from-home-stats-is-remote-work-here-to-stay)



# THE BASICS YOU NEED TO KNOW



The main difference between staying at a campground and boondocking is power, water, and sewer hookups (and lack thereof). Most campsites feature what's called "shore power," including a power station specifically designed for RVs at each parking spot, plus a sewer and water connection. When you're hooked up to shore power, your experience can be very similar to being at home, with mostly unlimited water and power to use as you please. When you're boondocking, you need to switch gears.

## IMPORTANT THINGS TO KEEP IN MIND

### 1. **You'll be living off of battery, solar, and/or generator power.**

You'll quickly learn your power limits and the ways you can boost your usable power. We'll dive deeper into this on [page 24](#).

### 2. **You'll be living off of finite water and food.**

Setting out for a boondocking trip means packing enough food and water for the entire trip, plus stocking up for emergencies. We'll give you our recommendations on [page 17](#).

### 3. **You'll have to empty your tanks.**

Yes, you'll eventually have to sort out the issue of full grey water and black water tanks. We'll give you some pointers on [page 21](#).

### 4. **You'll have all the freedom you've dreamed of.**

This is the best part. Because you don't have to stay within a defined campground, you can make your backyard anywhere you dream up. And most boondocking sites don't even require a reservation.





@ninamayerritchie

# WHERE TO BOONDOCK



@tinysinyhome





# STATE PARKS

There are more than 10,000 state parks spread across the U.S., so there's bound to be a beautiful park within a day's drive of home, no matter where you live. State parks are perfect for your first forays into boondocking, as they're usually near to towns and resources. State parks usually charge fees for entry and camping, but they're usually less than those at national parks.

# NATIONAL PARKS

America's 59 national parks offer some of the most awe-inspiring scenery and immense geographic diversity in the entire world. Many include multiple campgrounds with shore power and boondocking options. While more traditional campsites book up fast, boondocking areas are easier to come by, even on short notice. So if you're flexible enough, stocked up, and ready, the freedom of boondocking could pay off in the form of a majestic spot with views for days. National parks charge a fee for entry and a fee for camping, although boondocking almost always costs less than camping with full hookups.

Fall Creek Falls State Park, Tennessee



Boondocking near Zion National Park courtesy @chrispendl

## Top National Parks\*

1. Yosemite National Park, California
2. Yellowstone National Park, ID, MT, WY
3. Glacier National Park, Montana
4. Grand Canyon National Park, Arizona
5. Zion National Park, Utah

\*[travel.usnews.com/rankings/best-national-parks-in-the-usa](https://travel.usnews.com/rankings/best-national-parks-in-the-usa)





## BUREAU OF LAND MANAGEMENT

The [Bureau of Land Management \(BLM\)](#) is a branch of the U.S. government that oversees 245 million acres of preserved land across the country. You'll often find BLM land on the edges and outskirts of national parks, state parks, and national forests, and you can camp in the same amazing scenery for a much lower cost. The degree to which BLM land is developed with modern conveniences varies widely; some [BLM campgrounds](#) have restrooms, while others have simply a fire ring, or nothing at all.

## PRIVATE LAND

You might be surprised how many private landowners are open to and welcoming of boondockers. From farms and ranches to wineries, there are plenty of places to stop on your next road trip, and to stay a while. Boondocking at home counts too, or boondocking at someone else's home. Many [Airbnb](#) hosts offer an Airstream on their property as a private stay.







@ninamayerritchie

# HOW TO FIND A CAMPING SPOT: APPS

## CAMPENDIUM

Our friends at [Campendium](#) have made modern-day boondocking easier than ever with an app to search for camping spots that have been vetted by real RVers all over the U.S. Users upload photos and make notes on the conditions of the site, such as how accessible it was, where nearby resources are, how strong cell signal was, and more. This app is a boondocker's best friend and helps you both plan ahead and adjust on the fly. Find it in the app store on Apple and Android devices.

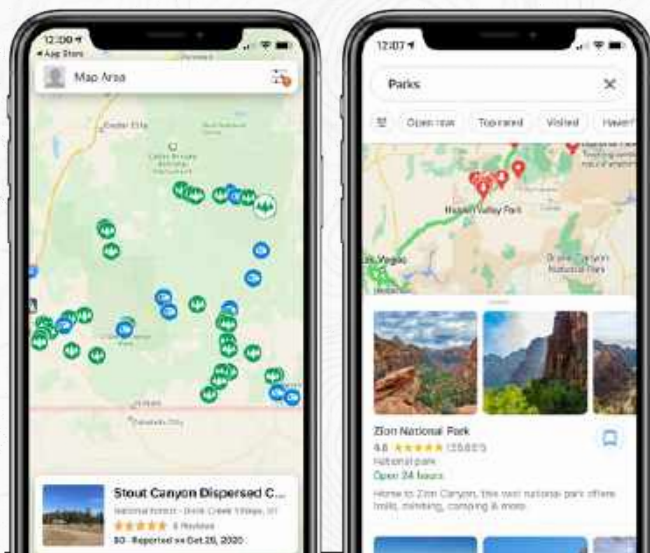
## GOOGLE MAPS

Full-time boondockers master the art of pinning places on the map they want to visit, know others have visited, or at least need to scout out in person. Additionally, using [Google Maps'](#) satellite view enables you to get a bird's-eye view of where to camp and, if needed, places to turn around.

## OTHER APPS TO TRY

There are plenty of camping and planning apps and websites out there. A few more favorites of Airstreamers who boondock are:

- [The Dyrt](#)
- [Harvest Hosts](#)
- [AllStays](#)
- [Boondockers Welcome](#)
- [HipCamp](#)



*"Once I know the geographic location I'm headed, I use Campendium to find what boondocking spots are nearby. If a spot matches my criteria, I'll go back to Google Maps to check out the boondocking area."*

*— Airstream Basecamp owner and frequent boondocker Cass Beach (Tails of Wanderlust)*

WHERE TO BOONDOCK





# BOONDOCKING SAFELY







## SCOUTING OUT A SAFE SPOT

You've found the area you'd like to camp, you're there, and now it's time to find a spot. What an area looks like on the map and how conducive it actually is to RVing can be two very different things. That's why it's SO important to do a quick scout as nimbly as you can. This could mean unhitching your travel trailer from your tow vehicle in a safe and spacious location while you drive up a road and find turnaround points to make sure that you can get in, and more importantly, get out. You'll also want to look out for roads that close seasonally or intermittently for any other reason, so you don't get stuck without an escape path.

@ninamayerritchie

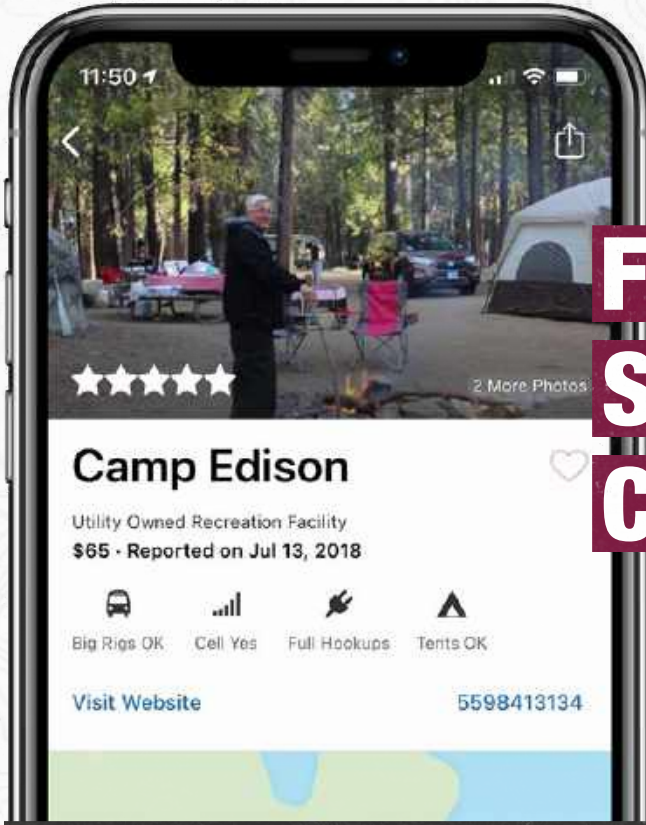
## KEEPING AN EYE ON THE WEATHER



Parking, backing up, and finding a spot in general are all more difficult during inclement weather, so you might need to break your trip up and stay in safer spots until you can get to your ultimate destination. But even then, if you're planning to stay through a season or through a change of weather, make sure you know how that change could affect your boondocking spot. Will roads become impassable? Are there flooding or freezing hazards nearby? Will resources become more limited during your stay? Knowing all of that up front can help you decide when to stay and when to head out.

@ninamayerritchie





## FINDING A SPOT WITH CELL SERVICE

Whether you're camping solo or with your friends and family, having cell service to call for help is invaluable. [Campendium](#) users rate service at spots all over the country, but once you get there you'll be able to gauge for yourself where signal is reliable and whether you're comfortable staying.



## GETTING PERMISSION WHEN YOU NEED IT

Get to know the Airstream community, make friends, and learn about great places that others have had success with. Use something like HipCamp to find people who are more than happy to host you on private land. Make sure you've secured permission and/or followed applicable guidelines before setting out to camp on private land.





@tailsofwanderlust

# OTHER SAFETY TIPS AND TOOLS

## AN EMERGENCY PLAN

When you're scouting out your camping spot, keep an eye out for the quickest route back to a town or ranger station should you need to leave quickly or seek medical help. You'll also want to have a plan for how to call for help and direct a first responder to your location. What are your coordinates? What landmarks or signs are nearby? Can you pin your location and send it?

## PET RECORDS, MEDICINE, AND TAGS

If you're traveling with pets, bring their records, tags, and medicines along with you in case you need to stop at a vet's office while you're away. Having background info on your pet can speed up emergency care if it's ever needed (and we hope it's not).

## SATELLITE COMMUNICATION

Satellite or GPS communicators don't need a cell signal; instead, they connect via our world's satellite network. It's smart to keep one of these devices handy and charged, as it can communicate your location and send and receive messages.

## EMERGENCY EDUCATION

It's also a good idea to [take a CPR class](#), especially if you're traveling with family. You'll learn how to respond in different types of medical emergencies for people of different ages, and those life skills will stick with you forever.

## MEDICAL KIT AND MEDICINES

Since boondocking naturally means getting a little further from resources, you'll want to make sure you're extra prepared for an emergency. Always have a medical kit stocked and ready, and if you're traveling with people with allergies or special medical needs (such as diabetes), make sure medicines are stocked up and every traveler in your crew knows how to use them in an emergency.

## ANIMAL AND WILDLIFE SAFETY

If you're camping in wild areas, you'll be among wildlife. Practice proper food safety around bears, cougars, mountain lions, and other animals that could be attracted to your campsite. You'll also want to have bear spray handy and easily accessible in case you're confronted. If confronted, never, ever run from a bear. Another great tip is to make some noise whenever you can. The less you take wildlife by surprise, the better off you'll all be.





# FRESH WATER SUPPLY







# FILL YOUR TANK AND PACK EXTRA

One of your top essentials on any trip is water. When prepping for boondocking, it's recommended to bring at least one gallon per person per day. And you'll need to split that between actual drinking water and water for tasks like washing dishes. So let's talk about where and how to get and store that water.

## FRESH WATER TANK

The fresh water tank onboard each Airstream is fillable with a hose and supplies fresh water for faucets, showers, and toilets. Airstream fresh water tank capacities range from 21 to 54 gallons. Fill up your tank before and during your trip whenever you can.

## BLADDER/REFILLABLE JUGS

Invest in a portable inflatable water bladder you can stash in your truck bed or trunk and fill it up whenever you're at a campground or ranger station with fresh, potable water. You can also buy refillable jugs and containers from grocery and big box stores, then pay to fill and refill them as needed.

## REUSABLE BOTTLES

Near a drinking fountain or water dispenser? Grab a reusable bottle or two and fill up! We like insulated bottles that maintain temperature, but any bottle will do.



@tinyslhome

@tinyslhome





# CONSERVING YOUR WATER

You can maximize the water supply you have on hand and potentially add more days to your trip with some smart tips like these.

## USE HAND SANITIZER FOR GERMS

If your hands aren't dirty but you just need to disinfect, consider using hand sanitizer and save the water for another time.

## DRY FLUSH

RV toilets pull from the fresh water tank and add water to each flush (to help things go down smoothly). If you're flushing liquid waste only, you can turn off your water pump before flushing your RV toilet and "dry flush." This also saves room in your black/grey water tanks.

## JUST A DRIZZLE FOR DISHES

Let's face it, we usually don't actually need the faucet to be fully on when we're washing dishes. A great way to conserve water is to scrub and wash dishes while the food is still soft and pliable. Then, turn the faucet on to a small stream - just enough to rinse the suds off of the dishes. And you're done!

## PLAN MEALS THAT DON'T REQUIRE A LOT OF DISHES

Fewer dishes means less water needed to clean up. Get creative with your meal planning so that you use as few dishes as possible during cooking and eating.

## CHOOSE AN ECO-FRIENDLY SHOWERHEAD

Airstreamers love showerheads that use less but feel like more. Pick a showerhead that pulls in air and uses it to contribute water pressure and volume while using less water.



*"We learn to make adjustments. Like showering less! I'm not joking. You can't be taking a shower every night when you're boondocking."*

*-Jonathan and Ashley Longnecker, Airstream Boondocking family of 6, [TinyShinyHome.com](http://TinyShinyHome.com)*



## LIVE THE COMPOST TOILET LIFE

If you plan on boondocking for longer periods of time, you might find a composting toilet to be a great fit. Not only does it save water (composting toilets don't use water), it's also a way to create enriched soil. Composting toilets usually use sawdust, peat moss, or another additive to aid in decomposition. Many [#vanlife](#) enthusiasts build a composting toilet right into their setup. While it's an adjustment, it's incredibly eco-friendly and is a great way to extend your boondocking trips!



## SHOWER AT CAMPGROUNDS

When you can, take a shower at campgrounds or other travel facilities. Just make sure you pay a fee if one is required, and wear flip flops in the shower to protect your feet from shared floor surfaces.

## TAKE SHORT SHOWERS (OR NONE)

Boondocking for long periods of time means adjusting to a different showering experience. Boondockers swear by "navy showers," during which you turn on the shower to get wet, turn it back off to lather, and turn it back on to rinse. A few minutes is enough to get clean, and it'll save you lots of water for other tasks. If you're only boondocking for the weekend, consider going without a shower! You can also use body wipes to spot clean as needed in between showers.

## USE A WATER SHUT-OFF VALVE

Install your own water shut-off valve that allows you to completely shut off the flow of water. Then you can apply tricks like turning on the water heater before you turn on the water, so that you heat only what you're using.



*"Combine a coil spring coupler hose and a shut-off valve and you'll have a magical little tool that lets you stop the flow of water without running all the way back to the spigot."*

*-Jonathan Longnecker, @tinyshinyhome*





# EMPTYING YOUR TANKS







# TANK BASICS



Airstream travel trailers and touring coaches – along with most other types of RVs on the market – include onboard tanks that hold fresh water, grey water, and black water. We've covered fresh water; now let's break down the other two.

## GREY WATER TANK

- Dish water and shower water goes here
- Airstream grey water tank capacities range from 17 to 37 gallons
- Empty before and during your trip so you can keep using water in your RV
- Black and grey water tanks are combined in some RVs and Airstreams

## BLACK WATER TANK

- Your toilet waste goes here
- Airstream black water tank capacities range from 17 to 41 gallons
- Empty before and during your trip so you can keep using your RV toilet
- Black and grey water tanks are combined in some RVs and Airstreams





# WHERE TO EMPTY YOUR TANKS

# SAVE TANK SPACE

## USE TOILETS AT CAMPGROUNDS, PARKS, AND IN PUBLIC WHEN YOU CAN

Anytime you're at an established park, campground, or another place with a functioning restroom or camp toilet, take advantage! There's no shame in your game.

## INVEST IN A COMPOSTING TOILET


We talked about composting toilets in the fresh water section as a way to conserve resources. But composting toilets also save valuable space in your black and grey water tanks.

### OPTION 1: GO TO A DUMPING STATION

An RV dumping station is a dedicated location where wastewater from your black and/or grey tanks can be emptied safely into a sewer or septic tank. Take your travel trailer or motorized RV to the nearest dumping station, glove up, and securely attach your RV's dumping hose to both the RV and the station hookup. From there it should just be the flip of a few switches and valves and you're done. Finding RV dumping stations is easy via [Google](#), [Campendium](#), [AllStays](#), and more.

### OPTION 2: BRING THE STATION TO YOU

The companies that send trucks to empty out dumping stations, pit toilets, and portable toilets at established campgrounds and public land can also send those same trucks right to you! How do you find them? [Campendium](#) users often give tips, and you can also call the nearest campground, see what service they use, and arrange your own pickup. Emptying your tanks on site can cost as little as \$40.



EMPTYING YOUR TANKS





@tinyslshinyhome

# POWER SUPPLY



Unlike camping with hookups, you won't have unlimited power when you're boondocking. You'll rely on your batteries (and recharging them), and supplement with devices like an inverter and/or generator. How you configure your power depends on how much power you need and when. To help you understand each type of power, we'll break down the pros and cons.







# PROS & CONS OF EACH POWER SUPPLY

## AGM BATTERIES

AGM batteries (also known as lead acid batteries) are standard in most RVs and similar to their automobile counterparts.

### Pros:

- Cost-effective to buy and replace

### Cons:

- You can't deplete these batteries all the way, which means you have less usable power
- Heavy, sometimes require maintenance

## LITHIUM BATTERIES

Lithium batteries (similar to what you have in your smartphone) are transforming portable power.

### Pros:

- You can deplete these to almost 0% over and over, which means more usable power
- Lighter than AGM batteries, which saves you valuable weight
- Can have a longer life than AGM batteries and more overall charges

### Cons:

- More expensive than AGMs
- Can be more sensitive to outside air temperature than AGMs



## GENERATOR

Portable generators typically use gasoline or propane to provide usable electricity to run your RV and charge your batteries.

### Pros:

- Using a generator, you can run larger appliances like your air conditioner

### Cons:

- Extra expense
- Requires fuel, maintenance, and storage
- Can be noisy and prohibited when you're close to others (although when boondocking, you likely won't be)





@tinyslidyhome

## SOLAR PANELS

Solar panels come standard and installed on the roof of the [Airstream Atlas™ Touring Coach](#), the [Interstate Touring Coach](#), and the [Classic Travel Trailer](#). All other Airstream models are pre-wired for solar panels as well. You can also hook up free-standing solar panels on the ground.

### Pros:

- Fully renewable, clean energy from the sun
- Charge up now and use later

### Cons:

- Can be expensive to purchase
- Require at least some sunlight to charge

## INVERTER

An inverter turns the DC power from your RV batteries and/or generator into AC power for your plugs and some appliances.

### Pros:

- Gives you the flexibility to use power from solar, generator, and other sources

### Cons:

- Can cause extra expense and maintenance
- Overhead in converting from DC to AC can lose as much as 10% in the process

*"We have solar panels that we installed to the roof of our Airstream to keep our batteries charged up. We don't use much power while boondocking since our oven/stove and refrigerator all run on propane. We can run our fan on the battery power and charge phones as well, but we can't use the air conditioner while boondocking – knowing this helps us plan out sites that aren't forecasted to be too hot."*

– Nina and Eric Ritchie, @ninamayerritchie



POWER SUPPLY





# FINDING INTERNET



If you're working from anywhere or just like to stay entertained, internet can be just as essential as fresh water. But don't worry, boondockers everywhere manage to find and maintain a connection, and you can, too.








# AIRSTREAM CONNECTED

Airstream has always been invested in making travel more and more comfortable, and [Airstream Connected](#) is just one more example. It turns any Airstream – vintage or new – into a powerful Wi-Fi network that multiple users and devices can connect to.

## WHAT YOU GET

- A modem with WPA-2 security and LTE-A connection
- A 2G/3G/4G/LTE antenna (5G ready) with a rooftop mounting bracket specifically engineered for Airstream roofs
- GPS location to help you navigate back to your Airstream or keep tabs on it
- Enhanced customer service access
- Checklists to make sure you're ready for arrival/ departure
- 4G LTE-A AT&T plans made for Airstreamers
- Unlocked; can be used with any carrier

See the data plans and learn more about Airstream Connected [here](#).



# CELL BOOSTERS

Cell boosters typically include an exterior antenna and an interior antenna. The exterior antenna picks up a weak cell signal and sends it to the booster, which amplifies it via the interior antenna. The process takes place in reverse when you're placing a call. Cell booster systems are a huge help in areas with signal that could be stronger, but keep in mind that if you're in an area with zero signal, a cell booster won't be able to help.





## OTHER TIPS AND TRICKS

### DO IT ALL TOGETHER AND HAVE OPTIONS

If internet is important to your trip, consider taking a multi-prong approach. Invest in a data plan from multiple cell carriers so that when you're in a dead zone for one, you can pick up another. The more options you have, the better your chances for successfully streaming, making conference calls, and posting to your blog from the road.

### WHERE THERE ARE CROWDS SIGNAL GETS SPARSE

Boondockers naturally tend to avoid crowded spaces, but if you find yourself among lots of other campers, you might notice cell and internet signal getting weaker. Don't worry too much, though. Vacationers usually head home on the weekdays, leaving more signal for you and your office from anywhere.

### PLAN OUT YOUR INTERNET ACCESS

Boondockers who've gone before you have likely noted how strong the internet signal was in many spots via apps like [Campendium](#) and [Coverage](#). Check those before you go and you can plan your trip around the good spots for coverage and signal.







# LEAVE IT BEAUTIFUL



Created as a social action initiative inspired by Wally Byam, [Leave it Beautiful](#) supports Airstreamers' projects, goals, and dreams to create beauty and leave it for others to enjoy. That can mean participating in cleanup projects, planting trees, and so much more. No matter how you do it, we encourage you to show the utmost respect for the world around you so that it can flourish for generations to come.





# HOW TO LEAVE IT BEAUTIFUL



## PACK IN AND OUT

Leave with any trash you generate, and either recycle or dispose of it at proper facilities nearby. And while you're at it, collect any trash that you see while you're out camping and dispose of it, too.

## DON'T COLLECT OR DESTROY

Resist the temptation to take elements of nature home with you, as they're critical to the survival of their environment. When you're choosing a campsite, try to find one that has already been used before and try not to alter the landscape while you're there.

## PREVENT FOREST FIRES

Recent years have seen more forest fires than ever, and our national forests are struggling to recover – as well as the people and communities who live in and near them. Observe local fire guidance and regulations at all times, and when fires are permissible, keep them as small as possible and always supervised.

## COEXIST WITH WILDLIFE

In addition to practicing bear safety, try to keep your distance from all other wildlife and never feed them. Keep your pets inside your RV at night and leashed or under close supervision when you're outside.

## SUPPORT OUR NATIONAL FORESTS

The [National Forest Foundation](#) (NFF) is the official nonprofit partner of the [United States Forest Service](#). They raise funds to engage Americans in community-based and national programs that promote the health and public enjoyment of the 154 national forests and 20 national grasslands in our great country. You can donate your time and/or resources to the NFF to [show your support](#).

## OFFSET CARBON EMISSIONS

The Airstream [Caravan to Carbon Neutral](#) initiative is an industry-first designed to offset estimated carbon emissions created by the production and use of Airstream products. We're supporting a planting of an estimated 118,405 trees by the NFF to help sequester the carbon generated by all new Airstream travel trailers and touring coaches purchased in 2021. Additionally, you can purchase [Carbon Reduction Kits](#) through [Airstream Supply Company](#).







# FAQ







# BOONDOCKING FREQUENTLY ASKED QUESTIONS

## **HOW LONG SHOULD MY FIRST BOONDOCKING TRIP BE?**

We highly recommend starting slow and small. Boondock in your driveway and see what it's like to sleep and wake up in your travel trailer or touring coach. Then, graduate to a campground that has hookups, but don't use them. It's boondocking with a safety net, because if worst comes to worst, you can just plug in and try again another time. And when you do set out for a far-off boondocking trip, try it for a weekend first, then slowly head out for longer once you know how to make resources last.

## **WHAT MAKES BOONDOCKING LIFE EASIER?**

Our #1 answer is flexibility. Whether you're traveling alone or bringing loved ones with you, the key to making it a great trip is being flexible and open to change. You might not get exactly the spot you wanted, cell signal and internet might be hard to find, and you might have to change your travel plans at the drop of a hat. The more you expect this sort of thing, the better prepared and less disappointed you'll be when it inevitably happens.



## WHAT MAKES WORKING FROM THE ROAD EASIER?

Strong internet, a dedicated seat, and a structured routine. If every day feels like a vacation, switching into work mode can be an adjustment. That's why having a morning or before-work routine is so important. Practice the same steps each time you're about to get to work, and your mind will take less time to catch up. It's also important not to squander the moments right in front of you. If taking a break at 10 a.m. means catching a special hike (and you can work it into your day), we say go for it!

## WHEN'S THE BEST TIME TO BOONDOCK?

There are a few answers to this question. First, we'll talk about weather. Smart boondockers chase temperate weather so that using their air conditioner or furnace isn't always necessary. Second, days of the week can work to your advantage. Campgrounds tend to be less full in the middle of the week and start getting crowded toward the weekend. Although boondocking helps you avoid crowds, it's always smart to find your spot early and get settled. That said, if you're working from the road, you might want to reverse this recommendation. Cell signal can be harder to come by on the weekends, so making your moves on Saturday and Sunday to get set up for a successful work week may be more your style.

## HOW CAN I BOONDOCK WITH OTHER PEOPLE AND GET ALONG IN A SMALL SPACE?

It's all about mindset and flexibility. Choose people who love connecting with nature as much as you do and are open to things changing every now and then. You might plan to stop at one spot but end up at another. You might run into a tough parking situation. And of course, there's the whole showering thing. Communicate, over-communicate, and try to roll with the punches. A great way to test how you and your travel companion(s) will fare is to take a short trip near home.

## WHAT'S THE LONGEST YOU CAN BOONDOCK?

Sometimes boondocking spots have maximum stays of around two weeks. Others allow you to stay until your heart's content! If you have permission to stay or you're in an unregulated area and you've got all the resources you need, stay as long as you like! Some Airstreamers and RVers find boondocking is perfect for their full-time lifestyle and wouldn't give it up for the world. And isn't freedom what we're all in this for anyway?







@ninamayerritchie



@tailsofwanderlust

# THE CONTRIBUTORS



@tinyslidyhome



@chrispendl



# ABOUT THE CONTRIBUTORS



@chrispendl


## CASS BEACH

[@tailsofwanderlust](#) & [TailsOfWanderlust.com](#)

Cass Beach is a full-timer who lives and works in her 2018 [Airstream Basecamp](#). Cass considers herself a digital nomad chasing a life of freedom and travel. She has a standard 9-to-5 job with an insurance carrier, but since she's remote, she gets to make her office anywhere she pleases.



@tailsofwanderlust



@chrispendl

## CHRIS PENDL

[@chrispendl](#)

Chris Pendl is a long-time Airstreamer and owner of a 2014 Airstream International Sterling. He works in media and marketing and splits his time between his home in Seattle, his boat, and his Airstream. His favorite part about boondocking? The contrast between the most primitive outdoor places and all the modern conveniences inside his Airstream.



@tailsofwanderlust





@tinyslshinyhome

### **JONATHAN & ASHLEY LONGNECKER**

[@tinyslshinyhome](#) & [TinyShinyHome.com](#)

Jonathan and Ashley Longnecker are full-time boondockers who've been living with their four kids in their 1972 Airstream Land Yacht since 2017. When they're not working or homeschooling on the road, they're always seeking new experiences and adventures outside the ordinary. The very first time they boondocked, they fell in love and knew it was what they had been missing.



@tinyslshinyhome

### **NINA & ERIC RITCHIE**

[@ninamayerritchie](#)

Nina and Eric Ritchie are self-proclaimed weekend warriors. On weekends away from their jobs as medical doctors, they take their two kids and spend every waking minute they can out in nature. And they do it all in a 2005 Airstream International.



@ninamayerritchie



@ninamayerritchie

THE CONTRIBUTORS





adventure, inspired by

# AIRSTREAM®

Our founder, Wally Byam, was driven by an unending desire to see what was over the next hill, and the next after that. And he wasn't alone. Thousands of Airstreamers know just how important the freedom to wander really is, and how enjoyable having the whole world at your doorstep can be. So what are you waiting for?

Find your Airstream at [AIRSTREAM.COM](https://www.airstream.com).

SHARE ON SOCIAL

