



**AIRSTREAM®** Atlas 25MS

2026 TOURING COACHES





## About Atlas 25MS

With its roomy interior, expansive bathroom, and full slate of amenities, the Atlas® 25MS Touring Coach is the crown jewel of our luxurious line of motorized touring coaches. This unique murphy suite floorplan is built on the legendary Mercedes-Benz® Sprinter 4500 chassis and inspired by our trailblazing Airstream Interstate series. But Atlas 25MS is no ordinary touring coach: With its wide body, power slide-out, and understated automotive styling from grill to bumper, we affectionately call it a Class B+. Atlas 25MS is the standard for those who believe a well-traveled life begins with the very best.

Atlas 25MS is designed to give travelers plenty of room to start with — and then expand to make things even roomier and more luxurious via a power slide-out. The fully appointed interior features a wide galley, residential-style bathroom, and a plush lounge that quickly and easily converts to a bed. Solid-surface countertops, seemingly endless amounts of overhead storage, and touchscreen interfaces round out the Atlas 25MS experience.


On the road, the Atlas 25MS provides a driving experience par excellence. A 2.0L turbo charged high output 4-cylinder diesel engine delivers power and performance under the hood, and we select every available safety and comfort feature Mercedes-Benz offers. With the Advanced Power system, and up to 17.2kWh of usable power in the optional Advanced Power Plus, you have more power, simplicity, and off-grid capability.



Solid surface countertops in the galley



Lounge converts to spacious Murphy Suite



Elegant residential-style bathroom



Décor

“ We love how the soft woodgrain and bright finishes in Classic Canyon really expands an already spacious interior and makes it feel even more open and airy.” **MIRANDA** Atlas 25MS Owner



Seating

Flooring

Countertop

Cabinetry

Walls

Classic Canyon



Seating

Flooring

Countertop




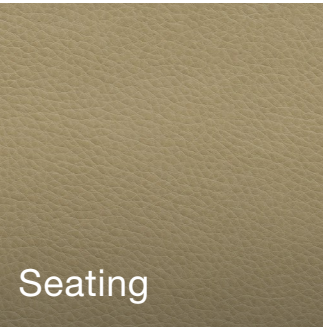
Cabinetry

Walls



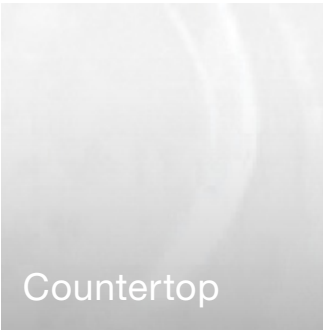


Modern Greige



Décor



Tommy Bahama® Resort Edition




Amber Ridge





Hightech Silver Metallic




Ultra Premium Tenorite Grey Metallic



Ultra Premium High Tech Silver Metallic

\*Shown on Atlas 25RT







Shown in Classic Canyon Décor



## Floor Plan

Atlas 25MS is the only current Airstream to include a power slide-out, and we've taken care to do it right. On the road, the slide-out is retracted and fits seamlessly with the hand-crafted automotive body style. At the campground, it extends with the touch of a button on the multiplex control panel. Once extended, you have more room to relax on the couch or pull down the Murphy bed to turn in for the night.

A spacious bathroom spans the entire rear of the touring coach. Behind the sliding pocket door is a residential-style space with a stunning shower, a cedar lined closet and vanity, and a toilet. Enjoy continuous hot water, faucets and fixtures, and special touches like a teak shower inlay and LED accent lighting.



# Exterior Features


With its wide stance and hand-crafted automotive styling, Atlas is a time-tested work of Airstream craftsmanship. An extensive paint and bodywork process is complemented by Triple Nickel Chrome Finished wheels for sleek automotive styling. Air ride suspension delivers an exceptionally smooth driving experience while a full slate of sensors, cameras, and drive assist features provide best-in-class safety and awareness. Ample external storage is cleverly hidden behind locking body panels and a power entry step conveniently retracts out of sight. At the campsite, the powered armless awning creates a wide outdoor seating area with ample LED lighting incorporated into the patio and undercarriage. The new Advanced Power System offers industry-leading battery capacity and the convenience of a single-fuel-source design—delivering greater flexibility, freedom, and off-grid capability than ever before.



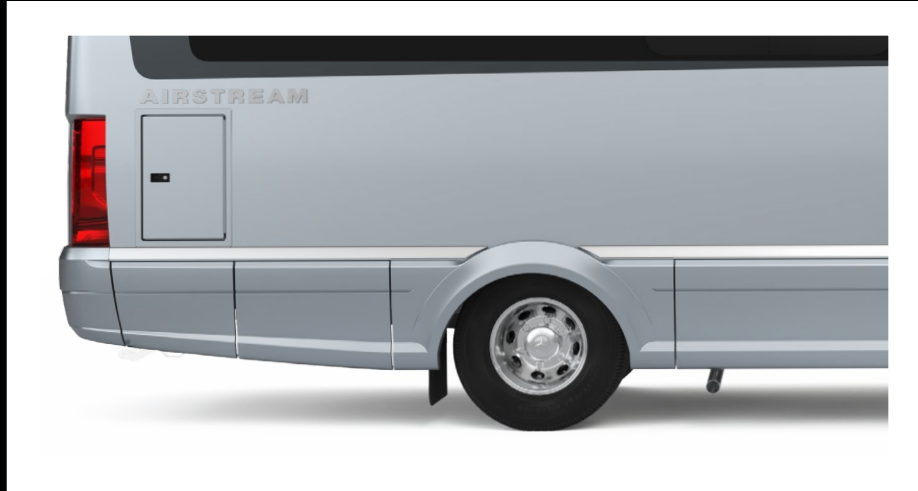
**1** Refined new grille adds subtle sophistication to familiar Airstream styling.



**2** A powered, armless awning creates a wide exterior seating area.



**3** Stay connected with a Starlink High Performance In-Motion system that comes standard. \*\*\*\*\*



**4** Air Ride Suspension delivers an exceptionally smooth ride with less road noise.



**5** Safety sensors and cameras provide 360-degree awareness and peace of mind.



**6** Upgrade to the Advanced Power Plus System for even more power and off-grid capability.



# Specifications

Chassis	Mercedes-Benz® Sprinter 4500
Engine	Mercedes-Benz® 2.0L Turbo Charged High Output 4 Cylinder High Output Diesel
Emissions	BlueTEC SCR Technology, 50 State – EPA/CARB Standards
Horsepower	208 HP / 332 lbs torque
Transmission	9G-Tronic Plus
Wheelbase	170"
GVWR/GCWR	12,125 lbs / 15,250 lbs
Alternator	280 A
MPG*	16-18 Estimated Highway
Chassis Safety System	Mercedes-Benz® Adaptive ESP® (Electronic Stability Program)
Tow Package	Mercedes-Benz® Hitch, 7 Pin Trailer Plug, Brake Control Pre-wired
Tow Capacity**	Up to 4,000 lbs
Trailer Safety System	Mercedes-Benz® Trailer Stability Assist System
Overall Length	24' 9"
Overall Height	10' 6" (Including A/C)
Overall Width	9' 1.5"
Interior Height/ Width	6' 6" / 7' 4.5"
Seats/Sleeps	4/2
Tank Capacities	23 gals (Fresh), 31 gals (Grey), 27 gals (Waste)
Diesel Fuel	24.5 gals
Air Conditioner	15,000 BTU Quietstream™ Ducted with Heat Pump
Heated Tanks	Fresh and Grey Tanks (12 V)
Refrigerator and Freezer	9.1 cu ft with Stainless Insert, (12 V)
Microwave	1.1 cu ft Convection Microwave with Air Frying
Plumbing System	Macerator Pump System withElectric Retract
Starlink Flat High Performance In-Motion*****	STD
TV Antenna	Omni-Directional, VHF/UHF/FM
TV Cable	Cable TV Outlets/Hook-ups
TV Satellite	Pre-Wired for Satellite Dish

5G Pre-Wire	Pre-Wired for Connected Service
Electrical System	Multiplex Bluetooth App Control System with Touch Screen for Energy Management System
Shore Power	30 A Service with Smart Plug
Solar Power	400 W Solar System
Hydraulic Leveling Jacks	STD
Support	3 Year 24/7 Coach-Net® Roadside Assistance
Warranty***	2 Year Airstream Limited Warranty 5 Years/75,000 Miles
(Chassis specs may vary, contact your Airstream Dealer)	Mercedes-Benz® Chassis 5 Years/100,000 Miles Mercedes-Benz® Engine and Drive Train

Advanced Power System		Generator Power System
UVW ****	10,227 lbs	10,129 lbs
OCCC****	1,898 lbs	1,996 lbs
Batteries (Coach)	Advanced Power: Deep Cycle Lithium Batteries with Built In Heater - 10.3 kWh	Deep Cycle Lithium Batteries with Built In Heater - 2.5 kWh
	Advanced Power Plus (Optional): Deep Cycle Lithium Batteries with Built In Heater - 17.2 kWh	
Generator	-	3.6 kW (LP) with Remote Start
Inverter	3,000 W Pure Sine Inverter	1,000 W Pure Sine Inverter
Converter	130 A Multi-stage Charger	50 A Multi-stage Charger
Secondary Alternator	311 A Alternator, 12 V with Regulator	170 A Alternator, 12 V, 2,040 W
LPG	-	9.7 gals (41 lbs) 80% fill
Furnace	Diesel-Fired Hydronic Heating	19,000 BTU
Water Heater	Diesel-Fired Hydronic Hot Water	60,000 BTU On-Demand Continuous Flow
TV Cable/Satellite Port   Ethernet	Cable TV Outlets/ Hook-ups   External Ethernet Port	Cable TV Outlets/ Hook-ups
Cooktop	1,000 W Single Burner Induction	2 Burner LP with Integrated Cover
Safety Components	Smoke and CO2 Alarm, Fire Extinguisher, First Aid Kit	LP Gas Detector, Smoke and CO2 Alarm, Fire Extinguisher, First Aid Kit

# Cockpit

Power Adjustable Heated Driver/Passenger Swivel Seats	STD
Rear View Camera Monitor	STD
Privacy Shades (3)	STD
Tilt and Telescopic Steering Wheel	STD
Advanced Multifunctional Steering Wheel	STD
Heated Steering Wheel	STD
Entry Door Lighting	STD
Overhead Map Lights	STD
In-Dash Maintenance Monitoring System	STD
MBUX Infotainment System (Mercedes-Benz User Experience) touch screen, pinch, zoom, voice recognition, Apple Carplay, Android capability	STD
Electric Power Steering	STD
Thermotronic Automatic Climate Control	STD

# Exterior

Air Ride Suspension	STD
Hydraulic Leveling Jacks	STD
Chrome Package (Body Line Trim, License Plate Holder)	STD
Custom Grille	STD
OE Wheelworks Triple Nickle Chrome Finish	STD
BASF Metallic OE Paint with Cut and Buff Finish	STD
Ultra Premium Metallic Paint and Finish	OPT
Fog Lamps	STD
Front Lower Spoiler	STD
Hidden Hitch Cover Rear Bumper	STD
LED High Performance Headlamps with Headlight Assist	STD
Heated Windshield	STD
Power Heated Mirrors	STD
Custom LED Tail Lights	STD
14' Power Armless Awning with Auto-Retract	STD
Power Entry Step with Hidden Design	STD
LED Patio and Awning Lighting	STD
Remote Locking Storage Doors with Hidden Latches	STD
Exterior Shower with Hot and Cold Water	STD
LED Undercarriage Lights with Dimmer	STD
110 V Outlet, HDMI and Coaxial Output	STD
Storage Compartments with LED Motion Lights	STD
Removable Custom Fit Vinyl Mats in Exterior Compartments	STD
Frameless Radius-Corner Tilt-Open Windows	STD
Slide Screen Door	STD
Tire Pressure Monitoring Sensors	STD

# Safety

Multiple Safety Impact Air Bags	STD
Four Seat-Belt Positions	STD
Active Brake Assist	STD
Active Lane Keeping Assist	STD
Active Distance Assist - Distronic Plus	STD
Active Driver Attention Assist	STD
Front and Rear Parktronic Parking Assist	STD
Traffic Sign Assist	STD
E Call Assist	STD
Cross Wind Assist	STD
Hill Start Assist	STD
Rain Sensor	STD
Tire Pressure Monitoring Sensors	STD

# Main Cabin

Signature Aluminum Ceiling and Trim	STD
Matte Finish Laminate Cabinetry	STD
Flush-Mount Cabinet Hardware and Soft Close Doors	STD
Ultraleather® Seating	STD
Suede Fabric Covered Interior Sidewall and Window Closeouts	STD
Power Tilting Oceanair Window Shades	STD
Marine Woven Synthetic Flooring	STD
Adjustable LED Lighting	STD
Pedestal Table (2)	STD
LED 43" SMART Widescreen HDTV and Soundbar on Power Lift	STD
Multiplex Control System with Color Touchscreen	STD
Power Sofa with Integrated Murphy Bed (73" x 73")	STD
Power Opening Sunroof Skylight with Screen and Shade	STD
Ergonomic Bed Support System	STD
Wardrobe Closet	STD
USB Charging Ports	STD

# Bathroom

Porcelain Toilet	STD
Corner Shower with Teak Inlay	STD
Medicine Cabinet With Mirror	STD
Riveted Aluminum Porthole Door	STD
High Quality Faucet, Shower Head and Sink	STD
Towel Rack	STD

# Galley

Solid Surface Countertop with Backsplash	STD
Solid Surface Galley Slide-Out Shelf	STD
Sink	STD
Induction Cooktop	STD

\* Actual mileage may vary due to load, driving style, and overall conditions.  
\*\* Typical tow capacity will vary and is dependent upon build spec and intended vehicle loading with people, cargo, and fluids.  
\*\*\* New Vehicle Limited Warranty. Individual components may vary. See Owners Manual for specific warranty coverage and information.  
\*\*\*\* Weights are approximate. See Vehicle Sticker for specific vehicle information.  
\*\*\*\*\* Starlink service plan required.



# Why You'll Love It

- Featuring the only slide-out in Airstream's fleet, Atlas 25MS's interior space expands at the push of a button, revealing a cleverly concealed Murphy Bed when it's time to catch some rest.
- Marvel at the residential-style bathroom that spans the entire rear of the coach, complete with a teak-inlaid shower, wide sink counter, and toilet.
- Relax with a premium audio system and flat screen television that lowers into a concealed position when not in use.
- Fifteen coats of cut-and-buff paint and finishing work completes Atlas 25MS's sleek automotive exterior styling.

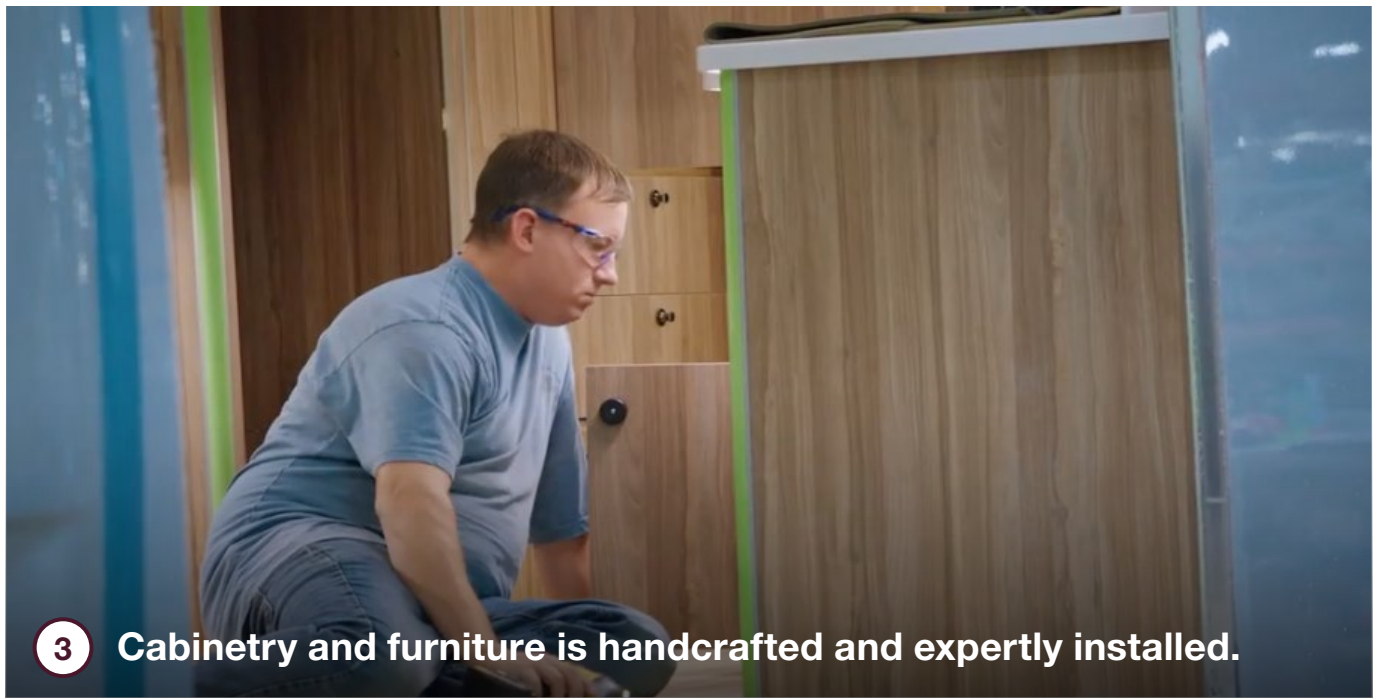
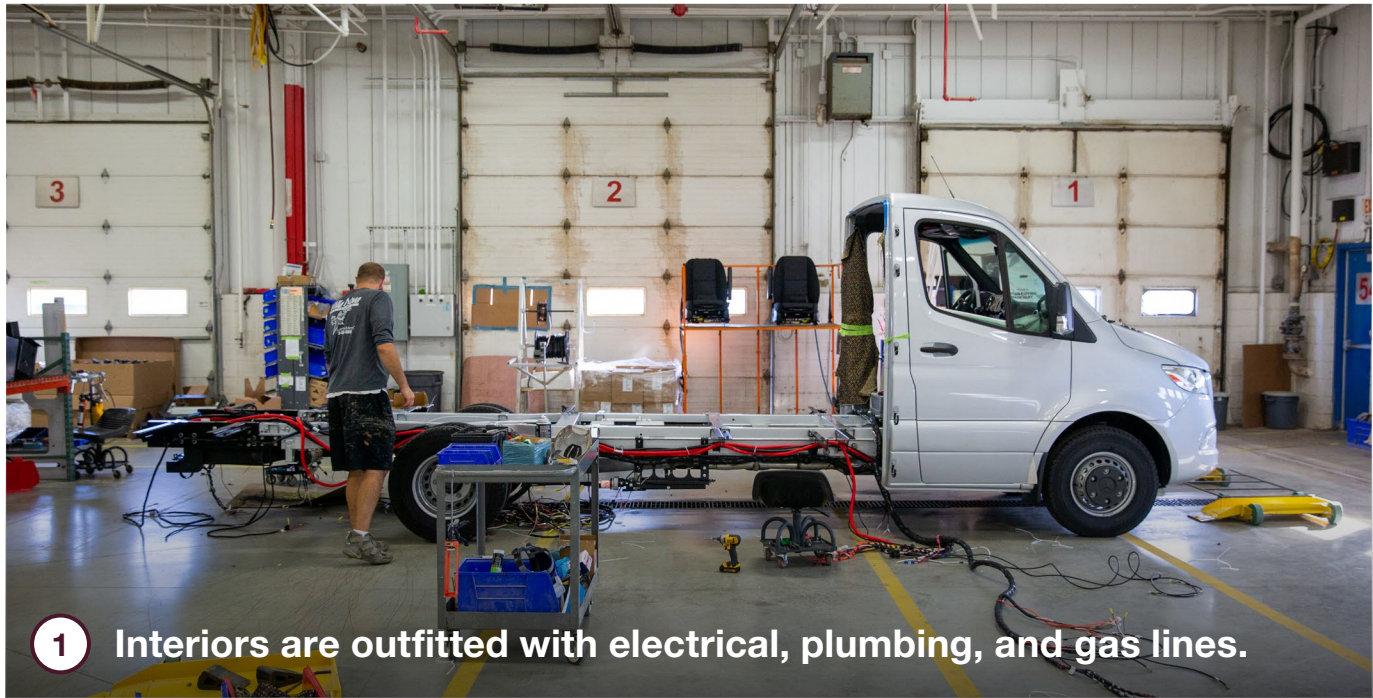




# How It's Made

Each Mercedes-Benz cab chassis arrives in Jackson Center fully loaded with safety and security features and one of the most powerful and dependable engines under the hood. Our expert craftspeople hand-build the exterior walls and roof in-house while undercarriage features like generators, holding tanks, and batteries are installed. Standard seats are removed and re-upholstered with plush Ultraleather, while the interior is outfitted with electrical wiring harnesses, plumbing, gas lines, and comfort systems. We handcraft every cabinet and storage locker in our woodshop, which are then installed along with the shower, seating, and galley appliances. Extensive paint and fiberglass bodywork completes the exterior. And like every Airstream product, Atlas 25MS is put through an extensive water check to ensure there are no leaks before quality inspection teams test every component, system, and function before it goes out the door to a customer.

**Schedule a factory tour**







419 West Pike Street,  
P.O. Box 629  
Jackson Center, OH  
45334 USA  
937-596-6111

[www.airstream.com](http://www.airstream.com)

# **AIRSTREAM<sup>®</sup>** + **Mercedes-Benz<sup>®</sup>**

## Roll with the Best<sup>®</sup>

Product information, specifications, and photography in this brochure were as accurate as possible at time of printing. Photographs may contain some features that are optional on your vehicle.

Since we continually strive to improve our products, actual products may differ. Prices and specifications are subject to change without notice. All capacities are approximate and dimensions are nominal. Some features or options may be different or unavailable in other countries.

**WARNING** – The recreational vehicle weight must remain within the manufacturer's specified chassis weight limit. Do not overload the recreational vehicle through the addition of water, options, cargo or otherwise. Your safety depends on not overloading the trailer, axles, and tires.

AIRSTREAM<sup>®</sup>, the Airstream travel trailer trade dress, and all related model names, slogans, logos, trade dress, and trademarks are owned or used under license by Airstream, Inc. All other trademarks are owned by their respective owners.